

FRAME 40 reflector

trim


042-7116037R



Project / Type

Notes

Count / Date



General

Ceiling , Recessed

traffic white , RAL 9016 ¹

Reflector chrome

IP20

8810 lm

2940 lm/m

LED

3000 K

CRI ≥ 90

L90 / 50000 h

initial MacAdam ≤ 3 SDCM

R_g: 99 , R_f: 91 , R₍₁₋₁₅₎: 89

MR 0.61

MDER 0.55

Optical

Reflector

Symmetric

UGR < 19 , ≥65° <1500 cd/m²

PstLM ≤ 1.0 ²

SVM ≤ 0.4 ²

Electrical

DALI-2

220-240 V

system 67 W

system 131 lm/W³

PC1

22 W/m

Physical

length 3019 mm

width 55 mm

height 60 mm

Cutout

length 3009 mm

width 45 mm

min. ceiling thickness 8 mm

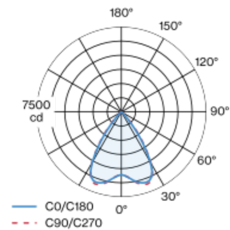
max. ceiling thickness 25 mm

recessed depth 100 mm

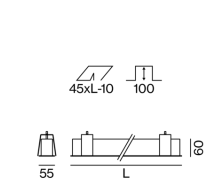
¹ RAL code ² Value of containing product at full load (undimmed)
³ FIXTURE: incl. consideration of optical losses & internal control unit losses SYSTEM: incl. consideration of optical losses, internal control unit losses & operating device efficiency.

Luminaire housing made of extruded aluminium profile; recessed light with wrap around edge; suitable for ceiling thickness of 8-25 mm; surface traffic white powder coated; luminaire profile can be pre-mounted; remaining lamp components mounted without tools; LED light inset incl. high gloss reflector with faceted design; Reflector chrome; light colour 3000 K; binning initial MacAdam ≤ 3 SDCM; CRI ≥ 90; min. 90% of luminous flux after 50000 operating hours; energy efficient LEDs with high CRI; UGR ≤ 19; VDU compatible workplace luminaire according to DIN EN 12464-1; luminance above 65° ≤ 1500 cd/m²; degree of protection IP20; PC1; 220-240 V; internal wiring in light halogen free; incl. DALI-2 converter; light source replaceable by an authorized professional; control gear replaceable by an authorized professional;

Light distribution



Product drawing



Installation instructions



Lighting calculator



FRAME 40 reflector

trim

042-7116037R



Project / Type

Notes

Count / Date

Maintenance Factors

Operating Time [h]	10 000	20 000	30 000	40 000	50 000
LLMF	0.98	0.96	0.94	0.92	0.9
LSF	1	1	1	1	1
MF	LMF × RSMF × LLMF × LSF		RSMF ^a	Room Surface Maintenance Factor	
MF	Maintenance Factor		LLMF	Lamp Lumens Maintenance Factor	
LMF ^a	Luminaire Maintenance Factor		LSF	Lamp Survival Faktor	

^a According to "CIE 97, Maintenance of indoor electric lighting systems", 2005, ISBN 3-900-734-34-8. The values must be determined by the planner.

Circuit Breaker Types

Automatic Circuit Breaker Type	Number of Fixtures
B10	13
B13	17
B16	21
B20	27
C10	21
C13	28
C16	35
C20	45

Mounting accessories

CONCRETE INSTALLATION HOUSING

L·W·H (MM)	ARTICLE NUMBER(S)
1038-57-87	042-7195210
2038-57-87	042-7195410
3038-57-87	042-7195610

