

# SASSO 60 round downlight

trim 2 lamps

048-2602119S 048-269831G 002-90742



Project / Type

Notes

Count / Date



## General

Ceiling , Recessed

rotation 360°

gold , RAL 260-M <sup>1</sup>

Mounting set white aluminium

front IP44 , back IP20

1860 lm

fixture 86 lm/W<sup>2</sup>

## LED

4000 K

CRI ≥ 90

initial MacAdam ≤ 2 SDCM

R<sub>g</sub>: 98 , R<sub>f</sub>: 90 , R<sub>(1-15)</sub>: 88

MR 0.8

MDER 0.72

## Optical

spot

beam angle 15°

UGR ≤ 13

P<sub>stLM</sub> ≤ 1.0 <sup>3</sup>

SVM ≤ 0.4 <sup>3</sup>

## Electrical

non DIM

220-240 V

system 25.5 W

fixture 10.9 W

36 Vf

300 mA

fixture 21.7 W

PC2

## Physical

trim

length 147 mm

width 80 mm

height 48 mm

0.28 kg

## Cutout

diameter 70 mm


length 70 mm

width 136 mm

min. ceiling thickness 2 mm

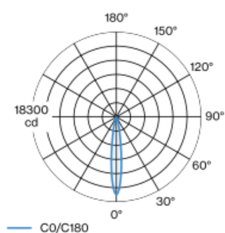
max. ceiling thickness 25 mm

recessed depth 90 mm

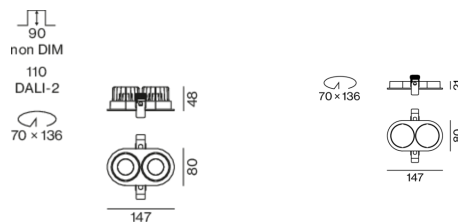


Round recessed spotlight in die-cast aluminium; 2 lamps; surface gold; installation without tools in mounting set due to patented ball catch system; oval installation housing; with trim white aluminium; suitable for ceiling thickness of 2-25 mm; passive cooling of the LEDs through improved heat sink geometry; with COB (Chip on Board) technology for maximum efficiency; no appearance of multiple shadows; light colour 4000 K; binning initial MacAdam ≤ 2 SDCM; CRI ≥ 90; energy efficient LEDs with high CRI; incl. high quality lens system; precise radiation characteristic with 15° beam; UGR ≤ 13; degree of protection from below IP44 (from above IP20); PC2; 220-240 V; incl. converter, non dimmable; light source replaceable by an authorized professional; control gear replaceable by an authorized professional;

## Light distribution



## Product drawing



# SASSO 60 round downlight

trim 2 lamps

048-2602119S 048-269831G 002-90742



Project / Type

Notes

Count / Date

Installation  
instructions



Lighting  
calculator



# SASSO 60 round downlight

trim 2 lamps

048-2602119S 048-269831G 002-90742



Project / Type

Notes

Count / Date

## Circuit Breaker Types

Automatic Circuit Breaker Type	Number of Fixtures
B10	43
B13	55
B16	68
B20	85
C10	72
C13	94
C16	116
C20	145

## Components

### MOUNTING SET with trim 2 lamps

TYPE	COLOUR	L-W-H (MM)	ARTICLE NUMBER(S)
for intermediate ceilings	white aluminium	147-80-21	048-269831G

### POWER SUPPLY

TYPE	L-W-H (MM)	ARTICLE NUMBER(S)
10 W	65-39-20	002-90742

## Mounting accessories

### PRIMED CONCRETE MOUNTING HOUSING

COLOUR	L-W-H (MM)	ARTICLE NUMBER(S)
white aluminium	614-307-120	048-2695110

## Optional electrical accessories

### DIN RAIL POWER SUPPLY

TYPE	L-W-H (MM)	ARTICLE NUMBER(S)
160 W	72-90-63	005-6520210

### DIN RAIL LED DRIVER

TYPE	L-W-H (MM)	ARTICLE NUMBER(S)
DALI-2   200-1050 mA   2 x 42W	36-88-59	005-6121030

