

# SASSO 60 round downlight

trim 2 lamps


048-2602219F 048-2698317 002-90742



Project / Type

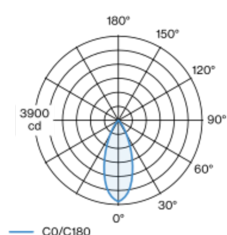
Notes

Count / Date

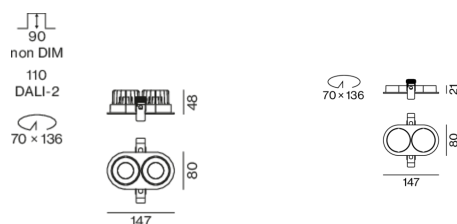


Round recessed spotlight in die-cast aluminium; 2 lamps; surface gold; installation without tools in mounting set due to patented ball catch system; oval installation housing; with trim traffic white; suitable for ceiling thickness of 2-25 mm; passive cooling of the LEDs through improved heat sink geometry; with COB (Chip on Board) technology for maximum efficiency; no appearance of multiple shadows; light colour 3500 K; binning initial MacAdam  $\leq 2$  SDCM; CRI  $\geq 90$ ; min. 80% of luminous flux after 50000 operating hours; energy efficient LEDs with high CRI; incl. high quality lens system; precise radiation characteristic with 40° beam; UGR  $\leq 19$ ; VDU compatible workplace luminaire according to DIN EN 12464-1; luminance above 65°  $\leq 1500$  cd/m<sup>2</sup>; degree of protection from below IP44 (from above IP20); PC2; 220-240 V; incl. converter, non dimmable; light source replaceable by an authorized professional; control gear replaceable by an authorized professional;

## Light distribution



## Product drawing



## General

Ceiling , Recessed

rotation 360°

gold , RAL 260-M <sup>1</sup>

Mounting set traffic white

front IP44 , back IP20

1950 lm

fixture 92 lm/W<sup>2</sup>

## LED

3500 K

CRI  $\geq 90$

L80 / 50000 h

initial MacAdam  $\leq 2$  SDCM

R<sub>g</sub>: 99 , R<sub>r</sub>: 90 , R<sub>t(1-15)</sub>: 89

MR 0.7

MDER 0.64

## Optical

flood

beam angle 40°

UGR  $\leq 19$  ,  $\geq 65^\circ$  <1500 cd/m<sup>2</sup>

PstLM  $\leq 1.0$  <sup>3</sup>

SVM  $\leq 0.4$  <sup>3</sup>

## Electrical

non DIM

220-240 V

system 25.0 W

fixture 10.6 W

36 Vf

300 mA

fixture 21.3 W

PC2

## Physical

trim

length 147 mm

width 80 mm

height 48 mm

0.28 kg

## Cutout

diameter 70 mm

length 70 mm

width 136 mm

min. ceiling thickness 2 mm

max. ceiling thickness 25 mm

recessed depth 90 mm

<sup>1</sup> RAL code

<sup>2</sup> incl. consideration of optical losses & internal control unit losses

<sup>3</sup> Value of containing product at full load (undimmed)

# SASSO 60 round downlight

trim 2 lamps

048-2602219F 048-2698317 002-90742



Project / Type

Notes

Count / Date

Installation  
instructions



Lighting  
calculator



# SASSO 60 round downlight

trim 2 lamps

048-2602219F 048-2698317 002-90742



Project / Type

Notes

Count / Date

## Maintenance Factors

Operating Time [h]	10 000	20 000	30 000	40 000	50 000
LLMF	0.964	0.923	0.884	0.847	0.811
LSF	1	1	1	1	1
MF	LMF × RSMF × LLMF × LSF		RSMF <sup>a</sup>	Room Surface Maintenance Factor	
MF	Maintenance Factor		LLMF	Lamp Lumens Maintenance Factor	
LMF <sup>a</sup>	Luminaire Maintenance Factor		LSF	Lamp Survival Faktor	

<sup>a</sup> According to "CIE 97, Maintenance of indoor electric lighting systems", 2005, ISBN 3-900-734-34-8. The values must be determined by the planner.

## Circuit Breaker Types

Automatic Circuit Breaker Type	Number of Fixtures
B10	43
B13	55
B16	68
B20	85
C10	72
C13	94
C16	116
C20	145

## Components

### MOUNTING SET with trim 2 lamps

TYPE	COLOUR	L-W-H (MM)	ARTICLE NUMBER(S)
for intermediate ceilings	traffic white	147-80-21	048-2698317



### POWER SUPPLY

TYPE	L-W-H (MM)	ARTICLE NUMBER(S)
10 W	65-39-20	002-90742



## Mounting accessories

### PRIMED CONCRETE MOUNTING HOUSING

COLOUR	L-W-H (MM)	ARTICLE NUMBER(S)
white aluminium	614-307-120	048-2695110



## Optional electrical accessories

### DIN RAIL POWER SUPPLY

TYPE	L-W-H (MM)	ARTICLE NUMBER(S)
160 W	72-90-63	005-6520210



### DIN RAIL LED DRIVER

TYPE	L-W-H (MM)	ARTICLE NUMBER(S)
DALI-2   200-1050 mA   2 x 42W	36-88-59	005-6121030

