

# SASSO 60 round downlight

trimless exposed concrete

048-2602219S 048-2695210 002-90742



Project / Type

Notes

Count / Date



 360°

 220-240V

 IP20  
IP44

 X-PERT

 X-PERT

General

Ceiling , Recessed

rotation 360°

gold , RAL260-M <sup>1</sup>

Mounting set white aluminium

front IP44 , back IP20

515 lm

LED

3500 K

CRI ≥ 90

initial MacAdam ≤ 2 SDCM

R<sub>g</sub>: 99 , R<sub>r</sub>: 90 , R<sub>t(1-15)</sub>: 87

MR 0.6

MDER 0.54

Optical

spot

beam angle 12°

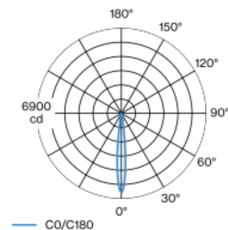
UGR < 16 , ≥65° <1500 cd/m<sup>2</sup>

PstLM ≤ 1.0 <sup>2</sup>

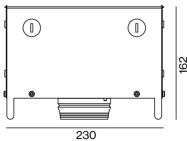
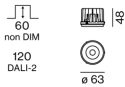
SVM ≤ 0.4 <sup>2</sup>

Round recessed spotlight in die-cast aluminium; 1 lamp; surface gold; installation without tools in mounting set due to patented ball catch system; concrete housings for exposed concrete ceilings; for trimless installation; passive cooling of the LEDs through improved heat sink geometry; with COB (Chip on Board) technology for maximum efficiency; no appearance of multiple shadows; light colour 3500 K; binning initial MacAdam ≤ 2 SDCM; CRI ≥ 90; energy efficient LEDs with high CRI; incl. high quality lens system; precise radiation characteristic with 12° beam; UGR ≤ 16; VDU compatible workplace luminaire according to DIN EN 12464-1; luminance above 65° ≤ 1500 cd/m<sup>2</sup>; degree of protection from below IP44 (from above IP20); PC2 220-240V; incl. converter, non dimmable; light source replaceable by an authorized professional; control gear replaceable by an authorized professional;

## Light distribution



## Product drawing



Electrical

non DIM

system 10.4 W

inset 8.8 W

36 V<sub>f</sub>

250 mA

PC2 220-240V

system 50 lm/W<sup>3</sup>

inset 58 lm/W<sup>4</sup>

Physical

trimless for exposed concrete ceiling

length 230 mm

width 230 mm

height 162 mm

2.35 kg

Cutout

recessed depth 60 mm

<sup>1</sup> RAL code <sup>2</sup> Value of containing product at full load (undimmed)  
<sup>3</sup> incl. optical losses and the efficiency of the operating device (converter)  
<sup>4</sup> incl. optical losses

## Installation instructions



## Lighting calculator



# SASSO 60 round downlight

trimless exposed concrete

048-2602219S 048-2695210 002-90742



Project / Type

Notes

Count / Date

## Circuit Breaker Types

Automatic Circuit Breaker Type	Number of Fixtures
B10	57
B13	75
B16	92
B20	115
C10	57
C13	75
C16	92
C20	115

## Components

### EXPOSED CONCRETE MOUNTING HOUSING

COLOUR	L·W·H (MM)	ARTICLE NUMBER(S)
white aluminium	230-230-162	048-2695210



### POWER SUPPLY

TYPE	L·W·H (MM)	ARTICLE NUMBER(S)
10 W	65-39-20	002-90742



## Optional electrical accessories

### DIN RAIL POWER SUPPLY

TYPE	L·W·H (MM)	ARTICLE NUMBER(S)
160 W	72-90-63	005-6520210



### DIN RAIL LED DRIVER

TYPE	L·W·H (MM)	ARTICLE NUMBER(S)
DALI-2   200-1050 mA   2 x 42W	36-88-59	005-6121030

