

SASSO 60 square downlight

trim 2 lamps

048-2612014S 048-2699318 002-90742



Project / Type

Notes

Count / Date



General

Ceiling , Recessed

matt silver

Mounting set jet black

front IP44 , back IP20

1860 lm

fixture 85 lm/W¹

LED

3000 K

CRI ≥ 90

initial MacAdam ≤ 2 SDCM

R_g: 99 , R_r: 90 , R_{t(1-15)}: 87

MR 0.6

MDER 0.54

Optical

spot

beam angle 15°

UGR ≤ 16 , ≥65° <1500 cd/m²

PstLM ≤ 1.0²

SVM ≤ 0.4²

Electrical

non DIM

220-240 V

system 25.5 W

fixture 10.9 W

36 Vf

300 mA

fixture 21.7 W

PC2

Physical

trim

length 147 mm

width 81 mm

height 48 mm

0.28 kg

Cutout

length 138 mm

width 73 mm


min. ceiling thickness 2 mm

max. ceiling thickness 25 mm

recessed depth 90 mm

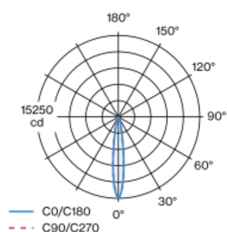
¹ FIXTURE: incl. consideration of optical losses & internal control unit losses SYSTEM: incl. consideration of optical losses, internal control unit losses & operating device efficiency.

² Value of containing product at full load (undimmed)

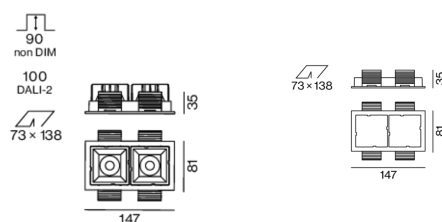


Recessed square spotlight in die-cast aluminium; 2 lamps; surface matt silver; installation without tools in mounting set due to patented ball catch system; rectangular installation housing; with trim jet black; suitable for ceiling thickness of 2-25 mm; passive cooling of the LEDs through improved heat sink geometry; with COB (Chip on Board) technology for maximum efficiency; no appearance of multiple shadows; light colour 3000 K; binning initial MacAdam ≤ 2 SDCM; CRI ≥ 90; energy efficient LEDs with high CRI; incl. high quality lens system; precise radiation characteristic with 15° beam; UGR ≤ 16; VDU compatible workplace luminaire according to DIN EN 12464-1; luminance above 65° ≤ 1500 cd/m²; degree of protection from below IP44 (from above IP20); PC2; 220-240 V; incl. converter, non dimmable; through wiring connection box, 3-pole or 5-pole, available as an accessory; accessories are listed separately; light source replaceable by an authorized professional; control gear replaceable by an authorized professional;

Light distribution



Product drawing



SASSO 60 square downlight

trim 2 lamps

048-2612014S 048-2699318 002-90742



Project / Type

Notes

Count / Date

Installation
instructions



Lighting
calculator



SASSO 60 square downlight

trim 2 lamps

048-2612014S 048-2699318 002-90742



Project / Type

Notes

Count / Date

Circuit Breaker Types

Automatic Circuit Breaker Type	Number of Fixtures
B10	43
B13	55
B16	68
B20	85
C10	72
C13	94
C16	116
C20	145

Components

MOUNTING SET with trim 2 lamps

TYPE for intermediate ceilings	COLOUR jet black	L-W-H (MM) 147-81-35	ARTICLE NUMBER(S) 048-2699318
-----------------------------------	---------------------	-------------------------	----------------------------------



POWER SUPPLY

TYPE 10 W	L-W-H (MM) 65-39-20	ARTICLE NUMBER(S) 002-90742
--------------	------------------------	--------------------------------



Mounting accessories

THROUGH WIRING CONNECTION BOX

TYPE non DIM cable ø 4 – 12 mm, Linect®-Ready	L-W-H (MM) 105-58-30	ARTICLE NUMBER(S) 005-2531110
DALI cable ø 4 – 12 mm, Linect®-Ready	105-58-30	005-2551110



Mounting accessories

PRIMED CONCRETE MOUNTING HOUSING

COLOUR white aluminium	L-W-H (MM) 614-307-120	ARTICLE NUMBER(S) 048-2695110
---------------------------	---------------------------	----------------------------------



Optional electrical accessories

DIN RAIL POWER SUPPLY

TYPE 160 W	L-W-H (MM) 72-90-63	ARTICLE NUMBER(S) 005-6520210
---------------	------------------------	----------------------------------



DIN RAIL LED DRIVER

TYPE DALI-2 200-1050 mA 2 x 42W	L-W-H (MM) 36-88-59	ARTICLE NUMBER(S) 005-6121030
--	------------------------	----------------------------------

