

SASSO 60 square downlight

trim 2 lamps

048-2612911M 048-2699318 002-90742



Project / Type

Notes

Count / Date



General

Ceiling , Recessed

black , RAL 9005 ¹

Mounting set jet black

front IP44 , back IP20

1940 lm

fixture 91 lm/W²

LED

2700 K

CRI ≥ 90

L80 / 50000 h

initial MacAdam ≤ 2 SDCM

R_g: 97 , R_f: 91 , R_{1-15}: 87

MR 0.52

MDER 0.47

Optical

medium

beam angle 27°

UGR ≤ 16

P_{stLM} ≤ 1.0 ³

SVM ≤ 0.4 ³

Electrical

non DIM

220-240 V

system 25.0 W

fixture 10.6 W

36 Vf

300 mA

fixture 21.3 W

PC2

Physical

trim

length 147 mm

width 81 mm

height 48 mm

0.28 kg

Cutout

length 138 mm

width 73 mm

min. ceiling thickness 2 mm


max. ceiling thickness 25 mm

recessed depth 90 mm

¹ RAL code

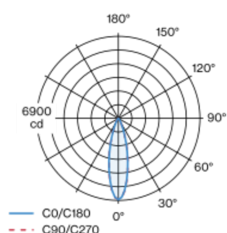
² incl. consideration of optical losses & internal control unit losses

³ Value of containing product at full load (undimmed)

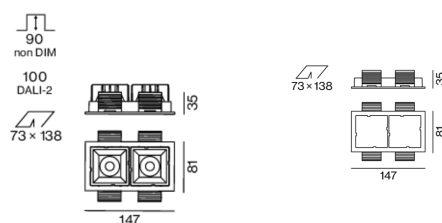


Recessed square spotlight in die-cast aluminium; 2 lamps; surface black; installation without tools in mounting set due to patented ball catch system; rectangular installation housing; with trim jet black; suitable for ceiling thickness of 2-25 mm; passive cooling of the LEDs through improved heat sink geometry; with COB (Chip on Board) technology for maximum efficiency; no appearance of multiple shadows; light colour 2700 K; binning initial MacAdam ≤ 2 SDCM; CRI ≥ 90; min. 80% of luminous flux after 50000 operating hours; energy efficient LEDs with high CRI; incl. high quality lens system; precise radiation characteristic with 27° beam; UGR ≤ 16; degree of protection from below IP44 (from above IP20); PC2; 220-240 V; incl. converter, non dimmable; through wiring connection box, 3-pole or 5-pole, available as an accessory; accessories are listed separately; light source replaceable by an authorized professional; control gear replaceable by an authorized professional;

Light distribution



Product drawing



SASSO 60 square downlight

trim 2 lamps

048-2612911M 048-2699318 002-90742



Project / Type

Notes

Count / Date

Installation
instructions



Lighting
calculator



SASSO 60 square downlight

trim 2 lamps

048-2612911M 048-2699318 002-90742



Project / Type

Notes

Count / Date

Maintenance Factors

Operating Time [h]	10 000	20 000	30 000	40 000	50 000
LLMF	0.964	0.923	0.884	0.847	0.811
LSF	1	1	1	1	1
MF	LMF × RSMF × LLMF × LSF		RSMF ^a Room Surface Maintenance Factor		
MF	Maintenance Factor		LLMF Lamp Lumens Maintenance Factor		
LMF ^a	Luminaire Maintenance Factor		LSF Lamp Survival Faktor		

^a According to "CIE 97, Maintenance of indoor electric lighting systems", 2005, ISBN 3-900-734-34-8. The values must be determined by the planner.

Circuit Breaker Types

Automatic Circuit Breaker Type	Number of Fixtures
B10	43
B13	55
B16	68
B20	85
C10	72
C13	94
C16	116
C20	145

Components

MOUNTING SET with trim 2 lamps

TYPE	COLOUR	L-W-H (MM)	ARTICLE NUMBER(S)
for intermediate ceilings	jet black	147-81-35	048-2699318



POWER SUPPLY

TYPE	L-W-H (MM)	ARTICLE NUMBER(S)
10 W	65-39-20	002-90742



Mounting accessories

THROUGH WIRING CONNECTION BOX

TYPE	L-W-H (MM)	ARTICLE NUMBER(S)
non DIM cable ø 4 – 12 mm, Linect®-Ready	105-58-30	005-2531110
DALI cable ø 4 – 12 mm, Linect®-Ready	105-58-30	005-2551110



Mounting accessories

PRIMED CONCRETE MOUNTING HOUSING

COLOUR	L-W-H (MM)	ARTICLE NUMBER(S)
white aluminium	614-307-120	048-2695110



Optional electrical accessories

DIN RAIL POWER SUPPLY

TYPE	L-W-H (MM)	ARTICLE NUMBER(S)
160 W	72-90-63	005-6520210



DIN RAIL LED DRIVER

TYPE	L-W-H (MM)	ARTICLE NUMBER(S)
DALI-2 200-1050 mA 2 x 42W	36-88-59	005-6121030

