

# SASSO 60 square downlight

trim 2 lamps


048-2612917W 048-2699317 002-90742



Project / Type

Notes

Count / Date



220-240V

IP20  
IP44

X-PERT

X-PERT

General

Ceiling , Recessed

white , RAL9016 <sup>1</sup>

Mounting set traffic white

front IP44 , back IP20

1800 lm

LED

2700 K

CRI ≥ 90

L80 / 50000 h

initial MacAdam ≤ 2 SDCM

R<sub>g</sub>: 97 , R<sub>f</sub>: 91 , R<sub>f(1-15)</sub>: 87

MR 0.52

MDER 0.47

Optical

wide flood

beam angle 52°

PstLM ≤ 1.0 <sup>2</sup>

SVM ≤ 0.4 <sup>2</sup>

Electrical

non DIM

system 20.5 W

inset 8.7 W

36 Vf

250 mA

total insets 17.4 W

PC2 220-240V

system 88 lm/W<sup>3</sup>

inset 103 lm/W<sup>4</sup>

Physical

trim

length 147 mm

width 81 mm

height 48 mm

0.28 kg

Cutout

length 138 mm

width 73 mm

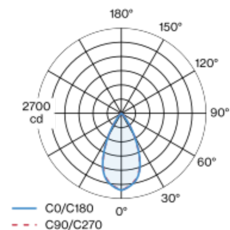
min. ceiling thickness 2 mm

max. ceiling thickness 25 mm

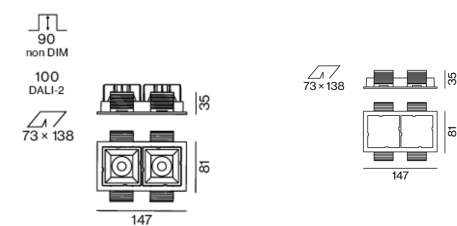
recessed depth 90 mm

Recessed square spotlight in die-cast aluminium; 2 lamps; surface white; installation without tools in mounting set due to patented ball catch system; rectangular installation housing; with trim traffic white; suitable for ceiling thickness of 2-25 mm; passive cooling of the LEDs through improved heat sink geometry; with COB (Chip on Board) technology for maximum efficiency; no appearance of multiple shadows; light colour 2700 K; binning initial MacAdam ≤ 2 SDCM; CRI ≥ 90; min. 80% of luminous flux after 50000 operating hours; energy efficient LEDs with high CRI; incl. high quality lens system; precise radiation characteristic with 52° beam; degree of protection from below IP44 (from above IP20); PC2 220-240V; incl. converter, non dimmable; through wiring connection box, 3-pole or 5-pole, available as an accessory; accessories are listed separately; light source replaceable by an authorized professional; control gear replaceable by an authorized professional;

## Light distribution



## Product drawing



# SASSO 60 square downlight

trim 2 lamps

048-2612917W 048-2699317 002-90742



Project / Type

Notes

Count / Date

Installation  
instructions



Lighting  
calculator

