

# SASSO 60 round adjustable

trimless exposed concrete

048-2622914W 048-2695210 002-90742



Project / Type

Notes

Count / Date



## General

Ceiling , Recessed

tilt max 30°

rotation 360°

matt silver

Mounting set white aluminium

front IP40 , back IP20

1040 lm

fixture 98 lm/W<sup>1</sup>

## LED

2700 K

CRI ≥ 90

L80 / 50000 h

initial MacAdam ≤ 2 SDCM

R<sub>g</sub>: 97 , R<sub>f</sub>: 91 , R<sub>{1-15}</sub>: 87

MR 0.52

MDER 0.47

## Optical

wide flood

beam angle 56°

PstLM ≤ 1.0<sup>2</sup>

SVM ≤ 0.4<sup>2</sup>

## Electrical

non DIM

220-240 V

system 12.5 W

fixture 10.6 W

36 Vf

300 mA

PC2

## Physical

trimless for exposed concrete ceiling

length 230 mm

width 230 mm

height 162 mm

2.35 kg

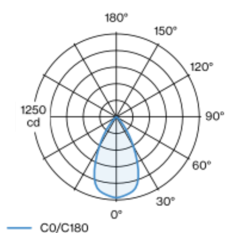
## Cutout

recessed depth 60 mm

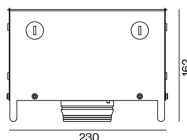
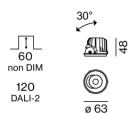
<sup>1</sup> incl. consideration of optical losses & internal control unit losses

<sup>2</sup> Value of containing product at full load (undimmed)

## Light distribution



## Product drawing



[048-2622914W 048-2695210 002-90742] The technical data represent rated values for an ambient temperature of 25°C. The data values for the luminous flux are initially subject to a tolerance of +/- 10%, those for the electrical connected load are initially subject to a tolerance of +/- 10%, and those for the colour temperature are initially subject to a tolerance of +/- 150 K. No liability is assumed for typographical or printing errors. The general terms and conditions of XAL GmbH apply.

© XAL GmbH · Auer-Welsbach-Gasse 36 · 8055 Graz · Austria · www.xal.com

15.04.2025

1 / 2

# SASSO 60 round adjustable

trimless exposed concrete

048-2622914W 048-2695210 002-90742



Project / Type

Notes

Count / Date

### Maintenance Factors

Operating Time [h]	10 000	20 000	30 000	40 000	50 000
LLMF	0.964	0.923	0.884	0.847	0.811
LSF	1	1	1	1	1
MF	LMF × RSMF × LLMF × LSF		RSMF <sup>a</sup> Room Surface Maintenance Factor		
MF	Maintenance Factor		LLMF Lamp Lumens Maintenance Factor		
LMF <sup>a</sup>	Luminaire Maintenance Factor		LSF Lamp Survival Faktor		

<sup>a</sup> According to "CIE 97, Maintenance of indoor electric lighting systems", 2005, ISBN 3-900-734-34-8. The values must be determined by the planner.

### Circuit Breaker Types

Automatic Circuit Breaker Type	Number of Fixtures
B10	43
B13	55
B16	68
B20	85
C10	72
C13	94
C16	116
C20	145

### Components

#### EXPOSED CONCRETE MOUNTING HOUSING

COLOUR	L·W·H (MM)	ARTICLE NUMBER(S)
white aluminium	230-230-162	048-2695210



#### POWER SUPPLY

TYPE	L·W·H (MM)	ARTICLE NUMBER(S)
10 W	65-39-20	002-90742



### Optional electrical accessories

#### DIN RAIL POWER SUPPLY

TYPE	L·W·H (MM)	ARTICLE NUMBER(S)
160 W	72-90-63	005-6520210



#### DIN RAIL LED DRIVER

TYPE	L·W·H (MM)	ARTICLE NUMBER(S)
DALI-2   200-1050 mA   2 x 42W	36-88-59	005-6121030

