

SASSO 60 round adjustable

trim 2 lamps

048-2622917S 048-2698318 002-90742



Project / Type

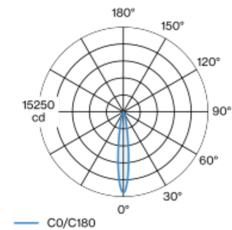
Notes

Count / Date


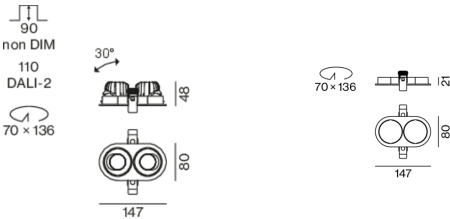


Round recessed spotlight in die-cast aluminium; 2 lamps; surface white; 360° rotatable and 30° tiltable; installation without tools in mounting set due to patented ball catch system; oval installation housing; with trim jet black; suitable for ceiling thickness of 2-25 mm; passive cooling of the LEDs through improved heat sink geometry; with COB (Chip on Board) technology for maximum efficiency; no appearance of multiple shadows; light colour 2700 K; binning initial MacAdam ≤ 2 SDCM; CRI ≥ 90; energy efficient LEDs with high CRI; incl. high quality lens system; precise radiation characteristic with 15° beam; UGR ≤ 19; degree of protection from below IP40 (from above IP20); PC2; 220-240 V; incl. converter, non dimmable; light source replaceable by an authorized professional; control gear replaceable by an authorized professional;

Light distribution



Product drawing



General

Ceiling , Recessed

tilt max 30°

rotation 360°

white , RAL 9016 ¹

Mounting set jet black

front IP40 , back IP20

1760 lm

fixture 81 lm/W²

LED

2700 K

CRI ≥ 90

initial MacAdam ≤ 2 SDCM

R_g: 97 , R_r: 91 , R₍₁₋₁₅₎: 87

MR 0.52

MDER 0.47

Optical

spot

beam angle 15°

UGR < 19

P_{stLM} ≤ 1.0 ³

SVM ≤ 0.4 ³

Electrical

non DIM

220-240 V

system 25.5 W

fixture 10.9 W

36 Vf

300 mA

fixture 21.7 W

PC2

Physical

trim

length 147 mm

width 80 mm

height 48 mm

0.28 kg

Cutout

diameter 70 mm

length 70 mm

width 136 mm

min. ceiling thickness 2 mm

max. ceiling thickness 25 mm

recessed depth 90 mm

¹ RAL code
² FIXTURE: incl. consideration of optical losses & internal control unit losses SYSTEM: incl. consideration of optical losses, internal control unit losses & operating device efficiency.
³ Value of containing product at full load (undimmed)



SASSO 60 round adjustable

trim 2 lamps

048-2622917S 048-2698318 002-90742



Project / Type

Notes

Count / Date

Installation instructions



Lighting calculator

