


# SASSO 60 square downlight

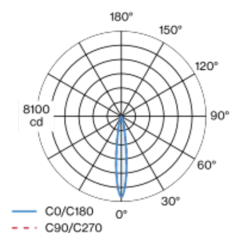
semi-recessed

048-30010179S 002-90742

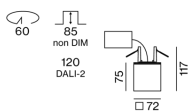


Square semi-recessed spotlight made of aluminium; surface white powder coated; Inner colour lacquered in gold; luminaire housing can be attached to mounting plate without tools by interlock; passive cooling of the LEDs through improved heat sink geometry; with COB (Chip on Board) technology for maximum efficiency; no appearance of multiple shadows; light colour 3000 K; binning initial MacAdam  $\leq 2$  SDCM; CRI  $\geq 90$ ; energy efficient LEDs with high CRI; incl. high quality lens system; precise radiation characteristic with  $15^\circ$  beam; UGR  $\leq 16$ ; VDU compatible workplace luminaire according to DIN EN 12464-1; luminance above  $65^\circ \leq 1500$  cd/m<sup>2</sup>; degree of protection IP40; PC2; 220-240 V; incl. converter, non dimmable; external converter for ceiling insertion, through-wiring suitable; light source replaceable by an authorized professional; control gear replaceable by an authorized professional;

## Light distribution



## Product drawing



Project / Type	
Notes	
Count / Date	



## General

Ceiling , Semi-Recessed
white , RAL 9016 <sup>1</sup>
Inner colour gold
front IP40 , back IP20
888 lm
fixture 82 lm/W <sup>2</sup>

## LED

3000 K
CRI $\geq 90$
initial MacAdam $\leq 2$ SDCM
R <sub>g</sub> : 99 , R <sub>f</sub> : 90 , R <sub>t(1-15)</sub> : 87
MR 0.6
MDER 0.54

## Optical

spot
beam angle $15^\circ$
UGR $\leq 16$ , $\geq 65^\circ < 1500$ cd/m <sup>2</sup>
PstLM $\leq 1.0$ <sup>3</sup>
SVM $\leq 0.4$ <sup>3</sup>

## Electrical

non DIM
220-240 V
system 12.8 W
fixture 10.9 W
36 Vf
300 mA
PC2

## Physical

length 72 mm
width 72 mm
height 75 mm
0.46 kg

## Cutout

diameter 60 mm
recessed depth 85 mm

<sup>1</sup> RAL code  
<sup>2</sup> FIXTURE: incl. consideration of optical losses & internal control unit losses SYSTEM: incl. consideration of optical losses, internal control unit losses & operating device efficiency.  
<sup>3</sup> Value of containing product at full load (undimmed)

## Installation instructions



## Lighting calculator

