


SASSO 60 square downlight

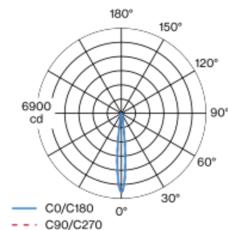
semi-recessed

048-30019179S 002-90742

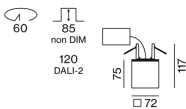


Square semi-recessed spotlight made of aluminium; surface white (housing/light inset); luminaire housing can be attached to mounting plate without tools by interlock; passive cooling of the LEDs through improved heat sink geometry; with COB (Chip on Board) technology for maximum efficiency; no appearance of multiple shadows; light colour 2700 K; binning initial MacAdam ≤ 2 SDCM; CRI ≥ 90 ; energy efficient LEDs with high CRI; incl. high quality lens system; precise radiation characteristic with 12° beam; UGR ≤ 16 ; VDU compatible workplace luminaire according to DIN EN 12464-1; luminance above $65^\circ \leq 3000$ cd/m²; degree of protection IP40; PC2 220-240V; incl. converter, non dimmable; external converter for ceiling insertion, through-wiring suitable; light source replaceable by an authorized professional; control gear replaceable by an authorized professional;

Light distribution



Product drawing



Project / Type _____

Notes _____

Count / Date _____



General

Ceiling , Semi-Recessed
white , RAL9016/gold ¹
Inner colour gold
front IP40 , back IP20
513 lm

LED

2700 K
CRI ≥ 90
initial MacAdam ≤ 2 SDCM
R_g: 97 , R_f: 91 , R₍₁₋₁₅₎: 87
MR 0.52
MDER 0.47

Optical

spot
beam angle 12°
UGR < 16 , $\geq 65^\circ < 3000$ cd/m²
PstLM ≤ 1.0 ²
SVM ≤ 0.4 ²

Electrical

non DIM
system 10.4 W
inset 8.8 W
36 V_f
250 mA
PC2 220-240V
system 49 lm/W³
inset 58 lm/W⁴

Physical

length 72 mm
width 72 mm
height 75 mm
0.46 kg

Cutout

diameter 60 mm
recessed depth 85 mm

¹ RAL code ² Value of containing product at full load (undimmed)
³ incl. optical losses and the efficiency of the operating device (converter)
⁴ incl. optical losses

Installation instructions



Lighting calculator

