

# SETA linear direct / indirect power


suspended system  
074-5039077R



Project / Type

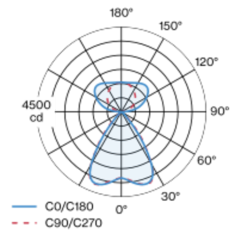
Notes

Count / Date

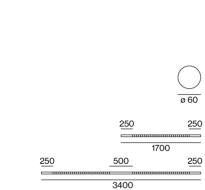


Luminaire housing made of extruded aluminium profile; extremely slim design (only Ø 61 mm) linear; converter integrated into luminaire housing; no visible screws; for lighting systems; surface white powder coated; for suspended mounting (1500 mm cable suspension as an accessory); with integrated toolless suspension height adjustment on the luminaire; spring clip attachment to the luminaire; extruded profile for improved thermal management; light colour 3000 K; binning initial MacAdam ≤ 3 SDCM; CRI ≥ 90; min. 90% of luminous flux after 50000 operating hours; energy efficient LEDs with high CRI; high gloss reflector with faceted design; Reflector chrome; UGR ≤ 13; VDU compatible workplace luminaire according to DIN EN 12464-1; luminance above 65° ≤ 1500 cd/m²; direct/indirect illumination characteristic; indirect light component with integrated PC boards and high quality lens system for maximum, homogeneous ceiling illumination, separately controllable; degree of protection IP20; PC1; 220-240 V; internal wiring in light halogen free; incl. DALI-2 converter; luminaire with integrated DALI-2 infrared presence and brightness sensor (DALI-2 controller required); automatic light control of luminaire to individually adjustable brightness; variable automatic shutdown; accessories are listed separately; light source replaceable by an authorized professional; control gear replaceable by an authorized professional;

## Light distribution



## Product drawing



## General

Ceiling , Suspended

white , RAL 9010 <sup>1</sup>

Reflector chrome

IP20

indirect 6320 lm

direct 5470 lm

total 11790 lm

## LED

3000 K

CRI ≥ 90

L90 / 50000 h

initial MacAdam ≤ 3 SDCM

R<sub>g</sub>: 99 , R<sub>r</sub>: 91 , R<sub>t(1-15)</sub>: 89

MR 0.61

MDER 0.55

## Optical

Reflector

symmetric

UGR < 13 , ≥65° <1500 cd/m²

PstLM ≤ 1.0 <sup>2</sup>

SVM ≤ 0.4 <sup>2</sup>

## Electrical

DALI-2 sensor

220-240 V

system 95 W

system 124 lm/W<sup>3</sup>

PC1

3 DALI Addr.

## Physical

length 3400 mm

width 60 mm

height 60 mm

<sup>1</sup> RAL code <sup>2</sup> Value of containing product at full load (undimmed)  
<sup>3</sup> FIXTURE: incl. consideration of optical losses & internal control unit losses SYSTEM: incl. consideration of optical losses, internal control unit losses & operating device efficiency.

## Installation instructions



## Lighting calculator

