


# BETO sensor direct / indirect

free standing U-shape

074-69440S7B

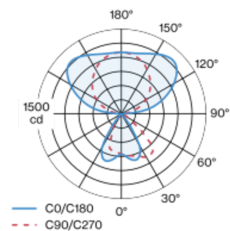


Project / Type	
Notes	
Count / Date	

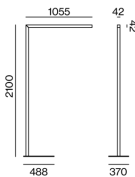


Free standing luminaire from extruded aluminium profile in angular design; extremely slim design (only 42 x 42 mm); square downpipe; pedestal with recess for table base (U-shape); surface white powder coated; direct/ indirect illumination characteristic; direct light component with high gloss reflector + faceted design and asymmetric radiation characteristic; Reflector dark chrome; indirect light component with integrated PC boards and high quality lens system for maximum, homogeneous ceiling illumination; UGR  $\leq 10$ ; light colour 3000 K; binning initial MacAdam  $\leq 3$  SDCM; CRI  $\geq 90$ ; min. 90% of luminous flux after 50000 operating hours; energy efficient LEDs with high CRI; degree of protection IP20; PC1; 220-240 V; incl. Loxone Air module for easy integration into the Loxone home and building automation system; luminaire with integrated infrared presence and brightness sensor (ESSENTIAL sensor); luminaire with integrated miniature push-button; presence sensor detection range  $\varnothing 4,5\text{m}$  on the floor; incl. connection cable (3m) with safety plug; light source replaceable by an authorized professional; control gear replaceable by an authorized professional;

## Light distribution



## Product drawing



### General

Floor , Standing	
white , RAL 9010 <sup>1</sup>	
Reflector dark chrome	
IP20	
indirect 4340 lm	
direct 1140 lm	
total 5480 lm	

### LED

3000 K	
CRI $\geq 90$	
L90 / 50000 h	
initial MacAdam $\leq 3$ SDCM	
R <sub>g</sub> : 99 , R <sub>r</sub> : 91 , R <sub>t(1-15)</sub> : 89	
MR 0.61	
MDER 0.55	

### Optical

Reflector	
asymmetric	
UGR $\leq 10$	
PstLM $\leq 1.0$ <sup>2</sup>	
SVM $\leq 0.4$ <sup>2</sup>	

### Electrical

Loxone Air incl. ESSENTIAL sensor	
220-240 V	
system 51 W	
system 107 lm/W <sup>3</sup>	
PC1	

### Physical

U-shape	
length 1055 mm	
width 42 mm	
height 2100 mm	

<sup>1</sup> RAL code <sup>2</sup> Value of containing product at full load (undimmed)  
<sup>3</sup> incl. consideration of optical losses, internal control unit losses  
& operating device efficiency

## Installation instructions



# BETO sensor direct / indirect

free standing U-shape

074-69440S7B



Project / Type

Notes

Count / Date

## Maintenance Factors

Operating Time [h]	10 000	20 000	30 000	40 000	50 000
LLMF	0.98	0.96	0.94	0.92	0.9
LSF	1	1	1	1	1

MF

LMF × RSMF × LLMF × LSF

MF

Maintenance Factor

LMF<sup>a</sup>

Luminaire Maintenance Factor

RSMF<sup>a</sup>

Room Surface Maintenance Factor

LLMF

Lamp Lumens Maintenance Factor

LSF

Lamp Survival Faktor

<sup>a</sup> According to "CIE 97, Maintenance of indoor electric lighting systems", 2005, ISBN 3-900-734-34-8. The values must be determined by the planner.

## Circuit Breaker Types

Automatic Circuit Breaker Type	Number of Fixtures
B10	13
B13	17
B16	21
B20	26
C10	21
C13	28
C16	35
C20	43

