

# BETO indirect power

suspended


074-62N9137



Project / Type

Notes

Count / Date



## General

Ceiling , Suspended

white , RAL 9010 <sup>1</sup>

IP20

6830 lm

## LED

4000 K

CRI ≥ 90

L90 / 50000 h

initial MacAdam ≤ 3 SDCM

R<sub>g</sub>: 99 , R<sub>f</sub>: 92 , R<sub>(1-15)</sub>: 90

MR 0.81

MDER 0.74

## Optical

Reflector

symmetric

PstLM ≤ 1.0<sup>2 3</sup>

SVM ≤ 0.4<sup>2 3</sup>

## Electrical

DALI-2

220-240 V

system 56 W

system 122 lm/W<sup>4</sup>

PC1

3 DALI Addr.

## Physical

length 3457 mm

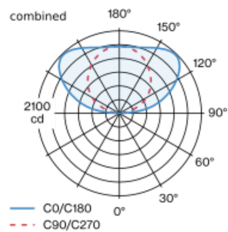
width 42 mm

height 42 mm

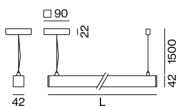
4.3 kg

Luminaire housing made of extruded aluminium profile; extremely slim design (only 42 x 42 mm); light tight final end caps made of aluminium; no visible screws; angular design; surface white powder coated; suspended luminaire with 1500mm cable suspension; with integrated toolless suspension height adjustment on the luminaire; spring clip attachment to the luminaire; freely positionable; incl. feed (white); extruded profile for improved thermal management; light colour 4000 K; binning initial MacAdam ≤ 3 SDCM; CRI ≥ 90; min. 90% of luminous flux after 50000 operating hours; energy efficient LEDs with high CRI; indirect light component with integrated PC boards and high quality lens system for maximum, homogeneous ceiling illumination; degree of protection IP20; PC1; 220-240 V; internal wiring in light halogen free; incl. DALI-2 converter; light source replaceable by an authorized professional; control gear replaceable by an authorized professional;

## Light distribution



## Product drawing



<sup>1</sup> RAL code <sup>2</sup> combined  
<sup>3</sup> Value of containing product at full load (undimmed)  
<sup>4</sup> FIXTURE: incl. consideration of optical losses & internal control unit losses SYSTEM: incl. consideration of optical losses, internal control unit losses & operating device efficiency.

## Installation instructions



## Lighting calculator

