

MITA circle 240 reflector

trim

074-8114038B



Project / Type

Notes

Count / Date



General

Ceiling , Recessed

black , RAL 9005 ¹

Reflector dark chrome

IP20

1200 lm

LED

3000 K

CRI ≥ 90

L90 / 50000 h

initial MacAdam ≤ 3 SDCM

R_g: 99 , R_r: 91 , R_{t(1-15)}: 89

MR 0.61

MDER 0.55

Optical

Reflector

symmetric

UGR ≤ 16 , ≥65° <1500 cd/m²

PstLM ≤ 1.0 ²

SVM ≤ 0.4 ²

Electrical

DALI-2

220-240 V

system 13.8 W

system 87 lm/W³

PC2

1 DALI Addr.

Physical

trim

diameter 240 mm

height 47 mm

Cutout

diameter 228 mm

min. ceiling thickness 2 mm

max. ceiling thickness 25 mm


recessed depth 60 mm

¹ RAL code ² Value of containing product at full load (undimmed)
³ FIXTURE: incl. consideration of optical losses & internal control unit losses SYSTEM: incl. consideration of optical losses, internal control unit losses & operating device efficiency.

Installation instructions

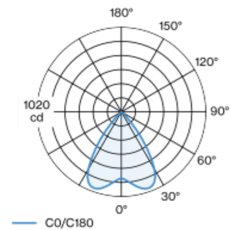


Lighting calculator

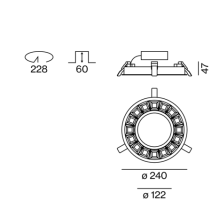


Ring-shaped light fitting in die-cast aluminium; extremely slim design; recessed light with wrap around edge; suitable for ceiling thickness of 2-25 mm; surface black powder coated; blind cover to cover the cut-out available as an accessory; accessories are listed separately; light colour 3000 K; binning initial MacAdam ≤ 3 SDCM; CRI ≥ 90; min. 90% of luminous flux after 50000 operating hours; energy efficient LEDs with high CRI; high gloss reflector with faceted design; Reflector dark chrome; UGR ≤ 16; VDU compatible workplace luminaire according to DIN EN 12464-1; luminance above 65° ≤ 1500 cd/m²; degree of protection IP20; PC2; 220-240 V; internal wiring in light halogen free; incl. DALI-2 converter; converter wired secondary side; light source replaceable by an authorized professional; control gear replaceable by an authorized professional;

Light distribution



Product drawing



MITA circle 240 reflector

trim

074-8114038B



Project / Type

Notes

Count / Date

Maintenance Factors

Operating Time [h]	10 000	20 000	30 000	40 000	50 000
LLMF	0.98	0.96	0.94	0.92	0.9
LSF	1	1	1	1	1
MF	LMF × RSMF × LLMF × LSF		RSMF ^a	Room Surface Maintenance Factor	
MF	Maintenance Factor		LLMF	Lamp Lumens Maintenance Factor	
LMF ^a	Luminaire Maintenance Factor		LSF	Lamp Survival Faktor	

^a According to "CIE 97, Maintenance of indoor electric lighting systems", 2005, ISBN 3-900-734-34-8. The values must be determined by the planner.

Circuit Breaker Types

Automatic Circuit Breaker Type	Number of Fixtures
B10	37
B16	60
C10	37
C16	60

OPTICAL

BLIND COVER circle 240

COLOUR	ARTICLE NUMBER(S)
traffic white	074-8911417
jet black	074-8911418

