

# MITA square 360

trim


074-8326038B



Project / Type

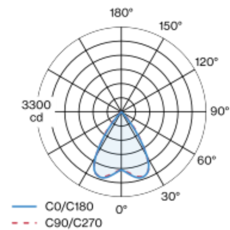
Notes

Count / Date

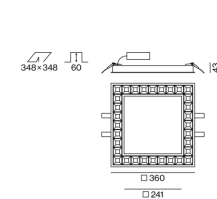


Square luminaire housing in die-cast aluminium; extremely slim design; recessed light with wrap around edge; suitable for ceiling thickness of 2-25 mm; surface black powder coated; blind cover to cover the cut-out available as an accessory; accessories are listed separately; light colour 3000 K; binning initial MacAdam  $\leq 3$  SDCM; CRI  $\geq 90$ ; min. 90% of luminous flux after 50000 operating hours; energy efficient LEDs with high CRI; high gloss reflector with faceted design; Reflector dark chrome; UGR  $\leq 19$ ; VDU compatible workplace luminaire according to DIN EN 12464-1; luminance above  $65^\circ \leq 1500$  cd/m<sup>2</sup>; degree of protection IP20; PC2; 220-240 V; internal wiring in light halogen free; incl. DALI-2 converter; converter wired secondary side; light source replaceable by an authorized professional; control gear replaceable by an authorized professional;

## Light distribution



## Product drawing



## General

Ceiling , Recessed

black , RAL9005 <sup>1</sup>

Reflector dark chrome

IP20

3380 lm

## LED

3000 K

CRI  $\geq 90$

L90 / 50000 h

initial MacAdam  $\leq 3$  SDCM

R<sub>g</sub>: 99 , R<sub>r</sub>: 91 , R<sub>t(1-15)</sub>: 89

MR 0.61

MDER 0.55

## Optical

Reflector

symmetric

UGR  $< 19$  ,  $\geq 65^\circ < 1500$  cd/m<sup>2</sup>

PstLM  $\leq 1.0$  <sup>2</sup>

SVM  $\leq 0.4$  <sup>2</sup>

## Electrical

DALI-2

220-240 V

system 40 W

PC2

system 85 lm/W<sup>3</sup>

1 DALI Addr.

## Physical

trim

length 356 mm

width 356 mm

height 43 mm

## Cutout

length 348 mm

width 348 mm

min. ceiling thickness 2 mm

max. ceiling thickness 25 mm

recessed depth 60 mm

<sup>1</sup> RAL code <sup>2</sup> Value of containing product at full load (undimmed)  
<sup>3</sup> incl. optical losses and the efficiency of the operating device (converter)

## Installation instructions



## Lighting calculator



# MITA square 360

trim

074-8326038B



Project / Type

Notes

Count / Date

## Maintenance Factors

Operating Time [h]	10 000	20 000	30 000	40 000	50 000
LLMF	0.98	0.96	0.94	0.92	0.9
LSF	1	1	1	1	1
MF	LMF × RSMF × LLMF × LSF		RSMF <sup>a</sup>	Room Surface Maintenance Factor	
MF	Maintenance Factor		LLMF	Lamp Lumens Maintenance Factor	
LMF <sup>a</sup>	Luminaire Maintenance Factor		LSF	Lamp Survival Faktor	

<sup>a</sup> According to "CIE 97, Maintenance of indoor electric lighting systems", 2005, ISBN 3-900-734-34-8. The values must be determined by the planner.

## Circuit Breaker Types

Automatic Circuit Breaker Type	Number of Fixtures
B10	37
B16	60
C10	37
C16	60

## OPTICAL

### BLIND COVER square 360

COLOUR	ARTICLE NUMBER(S)
traffic white	074-8913617
jet black	074-8913618

