

# MITA square 360

trim

074-8326038R



Project / Type

Notes

Count / Date



### General

Ceiling , Recessed

black , RAL 9005 <sup>1</sup>

Reflector chrome

IP20

4720 lm

### LED

3000 K

CRI ≥ 90

L90 / 50000 h

initial MacAdam ≤ 3 SDCM

R<sub>g</sub>: 99 , R<sub>r</sub>: 91 , R<sub>(1-15)</sub>: 89

MR 0.61

MDER 0.55

### Optical

Reflector

symmetric

UGR ≤ 19 , ≥65° <1500 cd/m<sup>2</sup>

PstLM ≤ 1.0 <sup>2</sup>

SVM ≤ 0.4 <sup>2</sup>

### Electrical

DALI-2

220-240 V

system 40 W

system 118 lm/W<sup>3</sup>

PC2

1 DALI Addr.

### Physical

trim

length 356 mm

width 356 mm

height 43 mm

1.9 kg

### Cutout

length 348 mm

width 348 mm

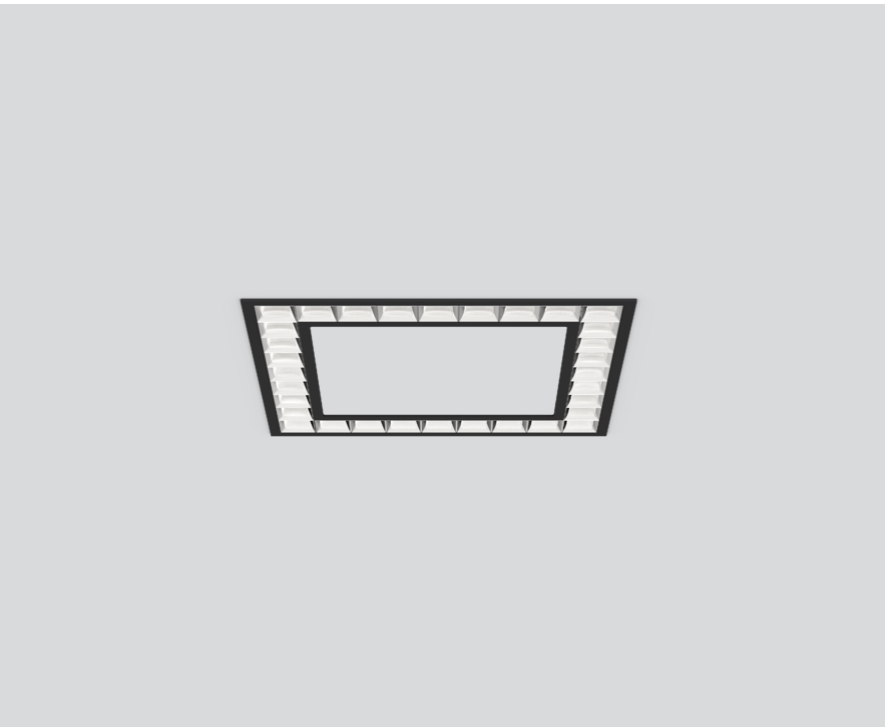
min. ceiling thickness 2 mm

max. ceiling thickness 25 mm

recessed depth 60 mm

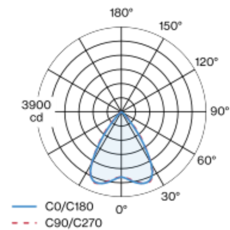
<sup>1</sup> RAL code <sup>2</sup> Value of containing product at full load (undimmed)

<sup>3</sup> FIXTURE: incl. consideration of optical losses & internal control unit losses SYSTEM: incl. consideration of optical losses, internal control unit losses & operating device efficiency.

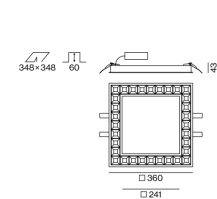


Square luminaire housing in die-cast aluminium; extremely slim design; recessed light with wrap around edge; suitable for ceiling thickness of 2-25 mm; surface black powder coated; blind cover to cover the cut-out available as an accessory; accessories are listed separately; light colour 3000 K; binning initial MacAdam ≤ 3 SDCM; CRI ≥ 90; min. 90% of luminous flux after 50000 operating hours; energy efficient LEDs with high CRI; high gloss reflector with faceted design; Reflector chrome; UGR ≤ 19; VDU compatible workplace luminaire according to DIN EN 12464-1; luminance above 65° ≤ 1500 cd/m<sup>2</sup>; degree of protection IP20; PC2; 220-240 V; internal wiring in light halogen free; incl. DALI-2 converter; converter wired secondary side; light source replaceable by an authorized professional; control gear replaceable by an authorized professional;

### Light distribution



### Product drawing



### Installation instructions



### Lighting calculator



# MITA square 360

trim

074-8326038R



Project / Type

Notes

Count / Date

## Maintenance Factors

Operating Time [h]	10 000	20 000	30 000	40 000	50 000
LLMF	0.98	0.96	0.94	0.92	0.9
LSF	1	1	1	1	1
MF	LMF × RSMF × LLMF × LSF		RSMF <sup>a</sup>	Room Surface Maintenance Factor	
MF	Maintenance Factor		LLMF	Lamp Lumens Maintenance Factor	
LMF <sup>a</sup>	Luminaire Maintenance Factor		LSF	Lamp Survival Faktor	

<sup>a</sup> According to "CIE 97, Maintenance of indoor electric lighting systems", 2005, ISBN 3-900-734-34-8. The values must be determined by the planner.

## Circuit Breaker Types

Automatic Circuit Breaker Type	Number of Fixtures
B10	37
B16	60
C10	37
C16	60

## OPTICAL

### BLIND COVER square 360

COLOUR	ARTICLE NUMBER(S)
traffic white	074-8913617
jet black	074-8913618

