

MITA circle 160

trim


074-8122018R 002-91120



Project / Type

Notes

Count / Date



General

Ceiling , Recessed

black , RAL9005 ¹

Reflector chrome

IP20

901 lm

LED

3000 K

CRI ≥ 90

L90 / 50000 h

initial MacAdam ≤ 3 SDCM

R_g: 99 , R_r: 91 , R_{t(1-15)}: 89

MR 0.61

MDER 0.55

Optical

Reflector

symmetric

UGR < 19 , ≥65° <1500 cd/m²

PstLM ≤ 1.0 ²

SVM ≤ 0.4 ²

Electrical

DALI-2

8.5 W

inset 6.4 W

22 Vf

75 mA

PC2 220-240V

106 lm/W

inset 141 lm/W

1 DALI Addr.

Physical

trim

diameter 165 mm

height 47 mm

0.97 kg

Cutout

diameter 154 mm

min. ceiling thickness 2 mm

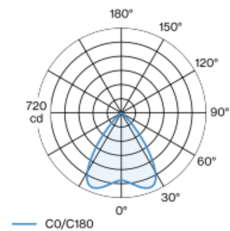
max. ceiling thickness 25 mm

recessed depth 60 mm

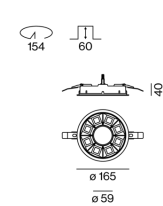
¹ RAL code ² Value of containing product at full load (undimmed)

Ring-shaped light fitting in die-cast aluminium; extremely slim design; recessed light with wrap around edge; suitable for ceiling thickness of 2-25 mm; surface black powder coated; incl. blind cover made of plastic in the cut-out; SASSO 60 round or SPIO 60 for installation in the cut-out available as an accessory; light colour 3000 K; binning initial MacAdam ≤ 3 SDCM; CRI ≥ 90; min. 90% of luminous flux after 50000 operating hours; energy efficient LEDs with high CRI; high gloss reflector with faceted design; Reflector chrome; UGR ≤ 19; VDU compatible workplace luminaire according to DIN EN 12464-1; luminance above 65° ≤ 1500 cd/m²; degree of protection IP20; PC2 220-240V; internal wiring in light halogen free; incl. DALI-2 converter; converter wired secondary side; through wiring connection box, 3-pole or 5-pole, available as an accessory; accessories are listed separately; light source replaceable by an authorized professional; control gear replaceable by an authorized professional;

Light distribution



Product drawing



Installation instructions



Lighting calculator

