

TUBO 60

surface


058-31151380



Project / Type

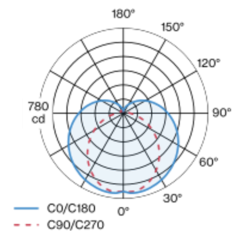
Notes

Count / Date

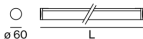


Carrier profile made of extruded aluminium profile; light-tight end caps in aluminium; converter integrated into luminaire housing; surface black powder coated; suitable for wall or ceiling mounting; easy installation using ceiling clips; light control via high quality lens system for maximum, homogeneous illumination; light colour 4000 K; binning initial MacAdam ≤ 3 SDCM; CRI ≥ 90 ; min. 90% of luminous flux after 50000 operating hours; energy efficient LEDs with high CRI; cylindrical cover made of satin PMMA for uniform illumination; with gentle ceiling illumination; degree of protection IP20; PC1; incl. DALI-2 converter; light source replaceable by an authorized professional; control gear replaceable by an authorized professional;

Light distribution



Product drawing



General

Ceiling / Wall , Surface

black , RAL 9005 ¹

IP20

3670 lm

2490 lm/m

LED

4000 K

CRI ≥ 90

L90 / 50000 h

initial MacAdam ≤ 3 SDCM

R_g: 99 , R_r: 92 , R_{t(1-5)}: 90

MR 0.81

MDER 0.74

Optical

High Performance Opal

opal (lambertsch)

PstLM ≤ 1.0 ²

SVM ≤ 0.4 ²

Electrical

DALI-2

220-240 V

system 34 W

system 108 lm/W³

PC1

1 DALI Addr.

23 W/m

Physical

length 1500 mm

width 60 mm

height 60 mm

3.4 kg

¹ RAL code ² Value of containing product at full load (undimmed)
³ FIXTURE: incl. consideration of optical losses & internal control unit losses SYSTEM: incl. consideration of optical losses, internal control unit losses & operating device efficiency.

Installation instructions

