

# MITA circle 200 reflector

trim


074-8123638B



Project / Type

Notes

Count / Date



### General

Ceiling , Recessed

black , RAL9005 <sup>1</sup>

Reflector dark chrome

IP20

1340 lm

### LED

4000 K

CRI ≥ 80

L90 / 50000 h

initial MacAdam ≤ 3 SDCM

MR 0.72

MDER 0.65

### Optical

Reflector

symmetric

UGR < 19 , ≥65° <1500 cd/m²

PstLM ≤ 1.0 <sup>2</sup>

SVM ≤ 0.4 <sup>2</sup>

### Electrical

DALI-2

220 - 240 V

system 13.5 W

PC2 220-240V

system 99 lm/W<sup>3</sup>

### Physical

diameter 210 mm

height 36 mm

### Cutout

diameter 200 mm

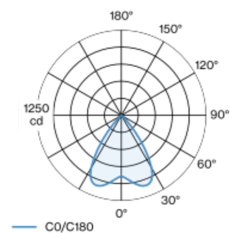
min. ceiling thickness 2 mm

max. ceiling thickness 25 mm

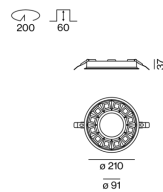
recessed depth 62 mm

Ring-shaped light fitting in die-cast aluminium; extremely slim design; recessed light with wrap around edge; suitable for ceiling thickness of 2-25 mm; surface black powder coated; light colour 4000 K; binning initial MacAdam ≤ 3 SDCM; CRI ≥ 80; min. 90% of luminous flux after 50000 operating hours; energy efficient LEDs with high CRI; high gloss reflector with faceted design; Reflector dark chrome; UGR ≤ 19; VDU compatible workplace luminaire according to DIN EN 12464-1; luminance above 65° ≤ 1500 cd/m²; degree of protection IP20; PC2 220-240V; internal wiring in light halogen free; incl. DALI-2 converter; converter wired secondary side; light source replaceable by an authorized professional; control gear replaceable by an authorized professional;

### Light distribution



### Product drawing



<sup>1</sup> RAL code <sup>2</sup> Value of containing product at full load (undimmed)  
<sup>3</sup> incl. optical losses and the efficiency of the operating device (converter)

### Installation instructions



### Lighting calculator

