

MITA circle 200 reflector

trim


074-8123D37R



Project / Type

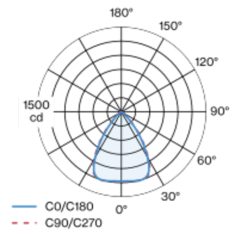
Notes

Count / Date

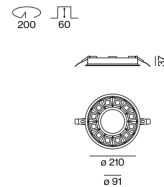


Ring-shaped light fitting in die-cast aluminium; extremely slim design; recessed light with wrap around edge; suitable for ceiling thickness of 2-25 mm; surface white powder coated; light colour: tunable white diodes (2700-6500 K); binning initial MacAdam ≤ 3 SDCM; CRI ≥ 90 ; min. 90% of luminous flux after 50000 operating hours; energy efficient LEDs with high CRI; high gloss reflector with faceted design; Reflector chrome; UGR ≤ 19 ; VDU compatible workplace luminaire according to DIN EN 12464-1; luminance above 65° ≤ 3000 cd/m²; degree of protection IP20; PC2 220-240V; internal wiring in light halogen free; incl. DALI-2 / DT8 converter; converter wired secondary side; light source replaceable by an authorized professional; control gear replaceable by an authorized professional;

Light distribution



Product drawing



General

Ceiling , Recessed

white , RAL9016 ¹

Reflector chrome

IP20

1750 lm

LED

tunable white

2700 K - 6500 K

CRI ≥ 90

L90 / 50000 h

initial MacAdam ≤ 3 SDCM

R_g: 101 , R_f: 90 , R_{f(1-15)}: 88

MR 0.51

MDER 0.46

Optical

Reflector

symmetric

UGR < 19 , $\geq 65^\circ < 3000$ cd/m²

PstLM ≤ 1.0 ²

SVM ≤ 0.4 ²

Electrical

DALI-2 DT8

220 - 240 V

system 15.6 W

PC2 220-240V

system 112 lm/W³

Physical

diameter 210 mm

height 36 mm

Cutout

diameter 200 mm

min. ceiling thickness 2 mm

max. ceiling thickness 25 mm

recessed depth 62 mm

¹ RAL code ² Value of containing product at full load (undimmed)
³ incl. optical losses and the efficiency of the operating device (converter)

Installation instructions



Lighting calculator



MITA circle 200 reflector

trim

074-8123D37R



Project / Type

Notes

Count / Date

Maintenance Factors

| Operating Time [h] | 10 000 | 20 000 | 30 000 | 40 000 | 50 000 |
|--------------------|------------------------------|--------|-------------------|---------------------------------|--------|
| LLMF | 0.98 | 0.96 | 0.94 | 0.92 | 0.9 |
| LSF | 1 | 1 | 1 | 1 | 1 |
| MF | LMF × RSMF × LLMF × LSF | | RSMF ^a | Room Surface Maintenance Factor | |
| MF | Maintenance Factor | | LLMF | Lamp Lumens Maintenance Factor | |
| LMF ^a | Luminaire Maintenance Factor | | LSF | Lamp Survival Faktor | |

^a According to "CIE 97, Maintenance of indoor electric lighting systems", 2005, ISBN 3-900-734-34-8. The values must be determined by the planner.

Circuit Breaker Types

| Automatic Circuit Breaker Type | Number of Fixtures |
|--------------------------------|--------------------|
| B10 | 65 |
| B16 | 104 |
| C10 | 65 |
| C16 | 104 |

