

MITA circle 200 reflector

trim


074-8123D38B



Project / Type

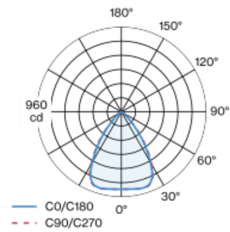
Notes

Count / Date

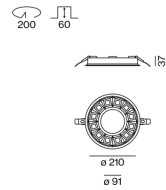


Ring-shaped light fitting in die-cast aluminium; extremely slim design; recessed light with wrap around edge; suitable for ceiling thickness of 2-25 mm; surface black powder coated; light colour: tunable white diodes (2700-6500 K); binning initial MacAdam ≤ 3 SDCM; CRI ≥ 90 ; min. 90% of luminous flux after 50000 operating hours; energy efficient LEDs with high CRI; high gloss reflector with faceted design; Reflector dark chrome; UGR ≤ 19 ; VDU compatible workplace luminaire according to DIN EN 12464-1; luminance above 65° ≤ 1500 cd/m²; degree of protection IP20; PC2; 220-240 V; internal wiring in light halogen free; incl. DALI-2 / DT8 converter; converter wired secondary side; light source replaceable by an authorized professional; control gear replaceable by an authorized professional;

Light distribution



Product drawing



General

Ceiling , Recessed

black , RAL 9005 ¹

Reflector dark chrome

IP20

1250 lm

LED

tunable white

2700 K - 6500 K

CRI ≥ 90

L90 / 50000 h

initial MacAdam ≤ 3 SDCM

R_g: 101 , R_f: 90 , R_{f1-15}: 88

MR 0.51

MDER 0.46

Optical

Reflector

symmetric

UGR ≤ 19 , $\geq 65^\circ$ < 1500 cd/m²

PstLM ≤ 1.0 ²

SVM ≤ 0.4 ²

Electrical

DALI-2 DT8

220-240 V

system 15.6 W

system 80 lm/W³

PC2

Physical

diameter 210 mm

height 36 mm

Cutout

diameter 200 mm

min. ceiling thickness 2 mm

max. ceiling thickness 25 mm

recessed depth 62 mm

¹ RAL code ² Value of containing product at full load (undimmed)
³ FIXTURE: incl. consideration of optical losses & internal control unit losses SYSTEM: incl. consideration of optical losses, internal control unit losses & operating device efficiency.

Installation instructions



Lighting calculator



MITA circle 200 reflector

trim

074-8123D38B



Project / Type

Notes

Count / Date

Maintenance Factors

Operating Time [h]	10 000	20 000	30 000	40 000	50 000
LLMF	0.98	0.96	0.94	0.92	0.9
LSF	1	1	1	1	1
MF	LMF × RSMF × LLMF × LSF		RSMF ^a	Room Surface Maintenance Factor	
MF	Maintenance Factor		LLMF	Lamp Lumens Maintenance Factor	
LMF ^a	Luminaire Maintenance Factor		LSF	Lamp Survival Faktor	

^a According to "CIE 97, Maintenance of indoor electric lighting systems", 2005, ISBN 3-900-734-34-8. The values must be determined by the planner.

Circuit Breaker Types

Automatic Circuit Breaker Type	Number of Fixtures
B10	65
B16	104
C10	65
C16	104

