

# ARY cable suspended 3 lamps

MOVE IT PRO

086-732023X8F



Project / Type

Notes

Count / Date



## General

Ceiling , Track Suspended

special colours

Converter Jet Black

IP20

3410 lm

## LED

3500 K

CRI  $\geq 90$

L80 / 50000 h

initial MacAdam  $\leq 3$  SDCM

R<sub>g</sub>: 97 , R<sub>r</sub>: 89 , R<sub>t(1-15)</sub>: 87

MR 0.71

MDER 0.64

## Optical

flood

beam angle 44°

PstLM  $\leq 1.0$ <sup>1</sup>

SVM  $\leq 0.4$ <sup>1</sup>

## Electrical

DALI-2

system 41 W

PC2 220-240V

system 83 lm/W<sup>2</sup>

1 DALI Addr.


## Physical

cable 2000 mm

diameter 47 mm

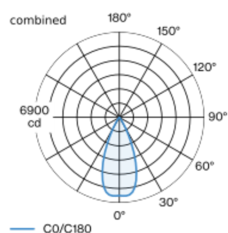
height 110 mm

adapter 402 mm



Decorative pendant light inset made of aluminium; 3 lamps; cylindrical spotlight heads; surface special colours powder coated; light inset, incl. high power adapter + converter can be installed flexibly and without tools; power supplied via MOVE IT PRO system track profile; pendant fitting with 2000mm suspension, incl. feed (special colours), can be individually shortened; shades available as accessory in RAL colours velvet beige, madeira brown, kingfisher grey, woodpecker olive, signal white or signal black; accessories are listed separately; passive cooling of the LEDs through improved heat sink geometry; with COB (Chip on Board) technology for maximum efficiency; no appearance of multiple shadows; light colour 3500 K; binning initial MacAdam  $\leq 3$  SDCM; CRI  $\geq 90$ ; min. 80% of luminous flux after 50000 operating hours; energy efficient LEDs with high CRI; good glare control through recessed light point level; incl. high quality lens system; precise radiation characteristic with 44° beam; degree of protection IP20; PC2 220-240V; DALI single control; flicker-free visual comfort through analogue current control (minimum value 1%); light source replaceable by an authorized professional; control gear replaceable by an authorized professional;

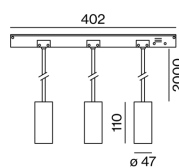
## Light distribution



flood 44° combined

h (m)	E0° (lx)	ø (m)
1	6320	0.82
2	1580	1.64
3	700	2.45
4	400	3.27
5	250	4.09

## Product drawing



<sup>1</sup> Value of containing product at full load (undimmed)

<sup>2</sup> incl. optical losses and the efficiency of the operating device (converter)

## Installation instructions

