


MINO 40 mid lumen

suspended

042-121403GZ



Project / Type	
Notes	
Count / Date	



General

Ceiling , Suspended
grey , RAL 9006 ¹
IP20
2400 lm
1200 lm/m

LED

3000 K
CRI ≥ 90
L90 / 50000 h
initial MacAdam ≤ 3 SDCM
R _g : 99 , R _r : 91 , R _{t(1-15)} : 89
MR 0.61
MDER 0.55

Optical

Microprismatic
microprismatic
PstLM ≤ 1.0 ²
SVM ≤ 0.4 ²

Electrical

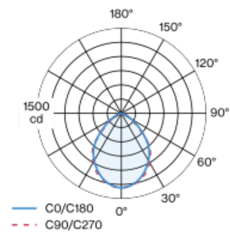
DALI-2
220-240 V
system 23.4 W
system 103 lm/W ³
PC1
12 W/m

Physical

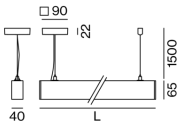
length 2008 mm
width 40 mm
height 65 mm
3 kg

Luminaire housing made of extruded aluminium profile; light tight final end caps made of aluminium; no visible screws; angular design; surface grey powder coated; suspended luminaire with 1500mm cable suspension; height adjustment without tools; incl. feed (white); luminaire profile can be pre-mounted; remaining lamp components mounted without tools; LED light inset consisting of highly reflective lacquered aluminium for improved thermal management; light colour 3000 K; binning initial MacAdam ≤ 3 SDCM; CRI ≥ 90; min. 90% of luminous flux after 50000 operating hours; energy efficient LEDs with high CRI; micro prismatic PMMA diffuser incl. diffuser film for homogeneous illumination and reduced luminance; degree of protection IP20; PC1; 220-240 V; internal wiring in light halogen free; incl. DALI-2 converter; light source replaceable by an authorized professional; control gear replaceable by an authorized professional;

Light distribution



Product drawing



¹ RAL code ² Value of containing product at full load (undimmed)
³ FIXTURE: incl. consideration of optical losses & internal control unit losses SYSTEM: incl. consideration of optical losses, internal control unit losses & operating device efficiency.

Installation instructions



Lighting calculator

