

TUBIN 60

surface

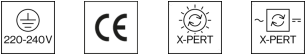

058-5115638C



Project / Type

Notes

Count / Date



General

Ceiling / Wall , Surface

black , RAL9005 ¹

3260 lm/m

IP20

4800 lm

LED

4000 K

CRI ≥ 80

L90 / 50000 h

initial MacAdam ≤ 3 SDCM

MR 0.72

MDER 0.65

Optical

Clear Cover

opal (lambertsch)

PstLM ≤ 1.0 ²

SVM ≤ 0.4 ²

Electrical

DALI-2

system 34 W

PC1 220-240V

system 141 lm/W³

23 W/m

Physical

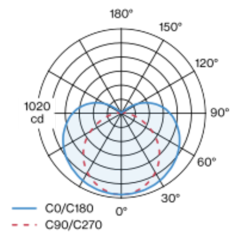
length 1500 mm

width 60 mm

height 60 mm

Carrier profile made of extruded aluminium profile; light-tight end caps in aluminium; converter integrated into luminaire housing; surface black powder coated; suitable for wall or ceiling mounting; easy installation using ceiling clips; light control via high quality lens system for maximum, homogeneous illumination; light colour 4000 K; binning initial MacAdam ≤ 3 SDCM; CRI ≥ 80; min. 90% of luminous flux after 50000 operating hours; energy efficient LEDs with high CRI; clear, cylindrical cover with linear prismatic optic; with gentle ceiling illumination; degree of protection IP20; PC1 220-240V; incl. DALI-2 converter; light source replaceable by an authorized professional; control gear replaceable by an authorized professional;

Light distribution



Product drawing



¹ RAL code ² Value of containing product at full load (undimmed)
³ incl. optical losses and the efficiency of the operating device (converter)

Installation instructions



TUBIN 60

surface

058-5115638C



Project / Type

Notes

Count / Date

Maintenance Factors

Operating Time [h]	10 000	20 000	30 000	40 000	50 000
LLMF	0.98	0.96	0.94	0.92	0.9
LSF	1	1	1	1	1
MF	LMF × RSMF × LLMF × LSF		RSMF ^a	Room Surface Maintenance Factor	
MF	Maintenance Factor		LLMF	Lamp Lumens Maintenance Factor	
LMF ^a	Luminaire Maintenance Factor		LSF	Lamp Survival Faktor	

^a According to "CIE 97, Maintenance of indoor electric lighting systems", 2005, ISBN 3-900-734-34-8. The values must be determined by the planner.

Circuit Breaker Types

Automatic Circuit Breaker Type	Number of Fixtures
B10	15
B13	19
B16	24
B20	30
B25	37
C10	24
C13	32
C16	40
C20	49
C25	62

