

# NOBA 60 suspended 1 lamp


MOVE IT PRO  
086-71001377W



Project / Type

Notes

Count / Date



General

Ceiling , Track Suspended

traffic white , RAL9016 <sup>1</sup>

Converter Traffic White

IP20

1060 lm

LED

4000 K

CRI ≥ 90

L80 / 50000 h

initial MacAdam ≤ 2 SDCM

R<sub>g</sub>: 97 , R<sub>r</sub>: 90 , R<sub>(1-15)</sub>: 89

MR 0.81

MDER 0.74

Optical

wide flood

beam angle 67°

PstLM ≤ 1.0 <sup>2</sup>

SVM ≤ 0.4 <sup>2</sup>

Electrical

DALI-2

10.0 W

PC2 220-240V

106 lm/W

1 DALI Addr.

Physical

length 60 mm

width 60 mm

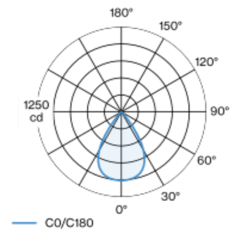
height 60 mm

adapter 402 mm

suspension 2000 mm

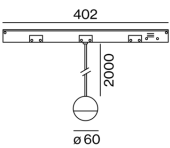
<sup>1</sup> RAL code <sup>2</sup> Value of containing product at full load (undimmed)

## Light distribution



wide flood 67°			
h (m)	E0° (lx)	ø (m)	
1	1010	1.31	
2	250	2.63	
3	110	3.94	
4	60	5.26	
5	40	6.57	

## Product drawing



## Installation instructions

## Lighting calculator



# NOBA 60 suspended 1 lamp

MOVE IT PRO  
086-71001377W



Project / Type

Notes

Count / Date

## Maintenance Factors

Operating Time [h]	10 000	20 000	30 000	40 000	50 000
LLMF	0.96	0.92	0.88	0.85	0.81
LSF	1	1	1	1	1
MF	LMF × RSMF × LLMF × LSF		RSMF <sup>a</sup>	Room Surface Maintenance Factor	
MF	Maintenance Factor		LLMF	Lamp Lumens Maintenance Factor	
LMF <sup>a</sup>	Luminaire Maintenance Factor		LSF	Lamp Survival Faktor	

<sup>a</sup> According to "CIE 97, Maintenance of indoor electric lighting systems", 2005, ISBN 3-900-734-34-8. The values must be determined by the planner.

## Circuit Breaker Types

Automatic Circuit Breaker Type	Number of Fixtures
B10	27
B13	34
B16	43
C10	33
C13	42
C16	53

## Mounting accessories

### HOOK

COLOUR	Ø (MM)	ARTICLE NUMBER(S)
traffic white	16	030-1000017
jet black	16	030-1000018

