

# NOBA 60 suspended 1 lamp

MOVE IT PRO


086-71002377W



Project / Type \_\_\_\_\_

Notes \_\_\_\_\_

Count / Date \_\_\_\_\_



## General

Ceiling , Track Suspended \_\_\_\_\_

traffic white , RAL 9016 <sup>1</sup> \_\_\_\_\_

Converter Traffic White \_\_\_\_\_

IP20 \_\_\_\_\_

1000 lm \_\_\_\_\_

## LED

3500 K \_\_\_\_\_

CRI ≥ 90 \_\_\_\_\_

L80 / 50000 h \_\_\_\_\_

initial MacAdam ≤ 2 SDCM \_\_\_\_\_

R<sub>g</sub>: 97 , R<sub>f</sub>: 90 , R<sub>(1-15)</sub>: 89 \_\_\_\_\_

MR 0.7 \_\_\_\_\_

MDER 0.63 \_\_\_\_\_

## Optical

wide flood \_\_\_\_\_

beam angle 67° \_\_\_\_\_

PstLM ≤ 1.0 <sup>2</sup> \_\_\_\_\_

SVM ≤ 0.4 <sup>2</sup> \_\_\_\_\_

## Electrical

DALI-2 \_\_\_\_\_

220-240 V \_\_\_\_\_

system 10.0 W \_\_\_\_\_

system 100 lm/W<sup>3</sup> \_\_\_\_\_

PC2 \_\_\_\_\_

1 DALI Addr. \_\_\_\_\_

## Physical

length 60 mm \_\_\_\_\_

width 60 mm \_\_\_\_\_

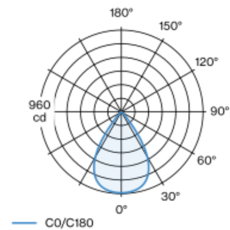
height 60 mm \_\_\_\_\_

adapter 402 mm \_\_\_\_\_

suspension 2000 mm \_\_\_\_\_

<sup>1</sup> RAL code <sup>2</sup> Value of containing product at full load (undimmed)  
<sup>3</sup> FIXTURE: incl. consideration of optical losses & internal control unit losses SYSTEM: incl. consideration of optical losses, internal control unit losses & operating device efficiency.

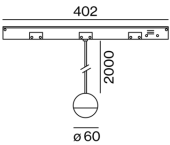
## Light distribution



wide flood 67°

h (m)	E0° (lx)	ø (m)
1	951	1.31
2	238	2.63
3	106	3.94
4	59	5.26
5	38	6.57

## Product drawing



## Installation instructions



## Lighting calculator



# NOBA 60 suspended 1 lamp

MOVE IT PRO  
086-71002377W



Project / Type

Notes

Count / Date

## Maintenance Factors

Operating Time [h]	10 000	20 000	30 000	40 000	50 000
LLMF	0.964	0.923	0.884	0.847	0.811
LSF	1	1	1	1	1
MF	LMF × RSMF × LLMF × LSF		RSMF <sup>a</sup>	Room Surface Maintenance Factor	
MF	Maintenance Factor		LLMF	Lamp Lumens Maintenance Factor	
LMF <sup>a</sup>	Luminaire Maintenance Factor		LSF	Lamp Survival Faktor	

<sup>a</sup> According to "CIE 97, Maintenance of indoor electric lighting systems", 2005, ISBN 3-900-734-34-8. The values must be determined by the planner.

## Circuit Breaker Types

Automatic Circuit Breaker Type	Number of Fixtures
B10	27
B13	34
B16	43
C10	33
C13	42
C16	53

## Mounting accessories

### HOOK

COLOUR	Ø (MM)	ARTICLE NUMBER(S)
traffic white	16	030-1000017
jet black	16	030-1000018

