

NOBA 60 suspended 1 lamp


MOVE IT PRO
086-71009377W



Project / Type

Notes

Count / Date



General

Ceiling , Track Suspended

traffic white , RAL9016 ¹

Converter Traffic White

IP20

949 lm

LED

2700 K

CRI ≥ 90

L80 / 50000 h

initial MacAdam ≤ 2 SDCM

R_g: 99 , R_r: 91 , R_{t(1-15)}: 89

MR 0.53

MDER 0.48

Optical

wide flood

beam angle 67°

PstLM ≤ 1.0 ²

SVM ≤ 0.4 ²

Electrical

DALI-2

system 10.0 W

PC2 220-240V

system 95 lm/W³

1 DALI Addr.

Physical

length 60 mm

width 60 mm

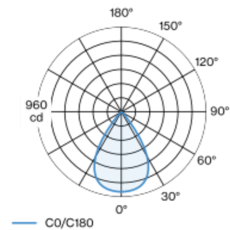
height 60 mm

adapter 402 mm

suspension 2000 mm

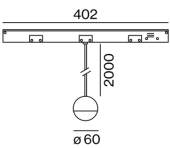
¹ RAL code ² Value of containing product at full load (undimmed)
³ incl. optical losses and the efficiency of the operating device (converter)

Light distribution



wide flood 67°			
h (m)	E0° (lx)	ø (m)	
1	902	1.31	
2	226	2.63	
3	100	3.94	
4	56	5.26	
5	36	6.57	

Product drawing



Installation instructions

Lighting calculator



NOBA 60 suspended 1 lamp

MOVE IT PRO
086-71009377W



Project / Type

Notes

Count / Date

Maintenance Factors

Operating Time [h]	10 000	20 000	30 000	40 000	50 000
LLMF	0.96	0.92	0.88	0.85	0.81
LSF	1	1	1	1	1
MF	LMF × RSMF × LLMF × LSF		RSMF ^a	Room Surface Maintenance Factor	
MF	Maintenance Factor		LLMF	Lamp Lumens Maintenance Factor	
LMF ^a	Luminaire Maintenance Factor		LSF	Lamp Survival Faktor	

^a According to "CIE 97, Maintenance of indoor electric lighting systems", 2005, ISBN 3-900-734-34-8. The values must be determined by the planner.

Circuit Breaker Types

Automatic Circuit Breaker Type	Number of Fixtures
B10	27
B13	34
B16	43
C10	33
C13	42
C16	53

Mounting accessories

HOOK

COLOUR	Ø (MM)	ARTICLE NUMBER(S)
traffic white	16	030-1000017
jet black	16	030-1000018

