

ARY cable suspended 3 lamps

MOVE IT PRO

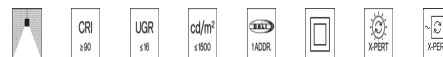
086-73200388M



Project / Type

Notes

Count / Date



General

Ceiling , Track Suspended

black , RAL9005 ¹

Converter Jet Black

IP20

3050 lm

LED

3000 K

CRI ≥ 90

L80 / 50000 h

initial MacAdam ≤ 3 SDCM

R_g: 98 , R_r: 91 , R_{t(1-15)}: 89

MR 0.62

MDER 0.56

Optical

medium

beam angle 25°

PstLM ≤ 1.0² ³

SVM ≤ 0.4² ³

Electrical

DALI-2

220-240 V

system 41 W

PC2

system 74 lm/W⁴

1 DALI Addr.

Physical

cable 2000 mm

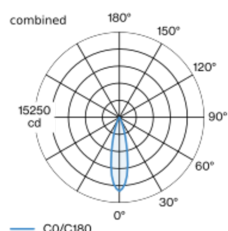
diameter 47 mm

height 110 mm

adapter 402 mm

Decorative pendant light inset made of aluminium; 3 lamps; cylindrical spotlight heads; surface black powder coated; light inset, incl. high power adapter + converter can be installed flexibly and without tools; power supplied via MOVE IT PRO system track profile; pendant fitting with 2000mm suspension, incl. feed (black), can be individually shortened; shades available as accessory in RAL colours velvet beige, madeira brown, kingfisher grey, woodpecker olive, signal white or signal black; accessories are listed separately; passive cooling of the LEDs through improved heat sink geometry; with COB (Chip on Board) technology for maximum efficiency; no appearance of multiple shadows; light colour 3000 K; binning initial MacAdam ≤ 3 SDCM; CRI ≥ 90; min. 80% of luminous flux after 50000 operating hours; energy efficient LEDs with high CRI; good glare control through recessed light point level; incl. high quality lens system; precise radiation characteristic with 25° beam; degree of protection IP20; PC2; 220-240 V; DALI single control; flicker-free visual comfort through analogue current control (minimum value 1%); light source replaceable by an authorized professional; control gear replaceable by an authorized professional;

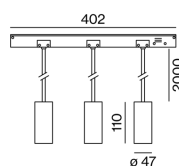
Light distribution



medium 25° combined

h (m)	E0° (lx)	ø (m)
1	13200	0.44
2	3300	0.89
3	1500	1.33
4	800	1.78
5	500	2.22

Product drawing



¹ RAL code ² combined

³ Value of containing product at full load (undimmed)

⁴ SYSTEM: incl. consideration of optical losses and the efficiency of the operating device. INSET: incl. consideration of optical losses.

Installation instructions



ARY cable suspended 3 lamps

MOVE IT PRO
086-73200388M



Project / Type

Notes

Count / Date

Maintenance Factors

Operating Time [h]	10 000	20 000	30 000	40 000	50 000
LLMF	0.97	0.93	0.9	0.86	0.82
LSF	1	1	1	1	1
MF	LMF × RSMF × LLMF × LSF		RSMF ^a	Room Surface Maintenance Factor	
MF	Maintenance Factor		LLMF	Lamp Lumens Maintenance Factor	
LMF ^a	Luminaire Maintenance Factor		LSF	Lamp Survival Faktor	

^a According to "CIE 97, Maintenance of indoor electric lighting systems", 2005, ISBN 3-900-734-34-8. The values must be determined by the planner.

Circuit Breaker Types

Automatic Circuit Breaker Type	Number of Fixtures
B10	17
B13	22
B16	28
C10	22
C13	27
C16	35

Mounting accessories

RING CEILING MOUNTED

COLOUR	Ø (MM)	ARTICLE NUMBER(S)
traffic white	50	050-0510217
jet black	50	050-0510218

HOOK

COLOUR	Ø (MM)	ARTICLE NUMBER(S)
traffic white	18	050-0510317
jet black	18	050-0510318

