



Project / Type

Notes

Count / Date



General

Ceiling , Track

spot line inset

white , RAL 9016 ¹

IP20

3780 lm

2520 lm/m

LED

2700 K

CRI ≥ 80

L90 / 50000 h

initial MacAdam ≤ 3 SDCM

MR 0.48

MDER 0.44

Optical

wide flood

UGR ≤ 16 , ≥65° <1500 cd/m²

PstLM ≤ 1.0 ²

SVM ≤ 0.4 ²

Electrical

DALI-2

220-240 V

system 26.7 W

system 142 lm/W³

PC2

1 DALI Addr.

18 W/m

Physical

length 1500 mm

width 43 mm

height 13 mm

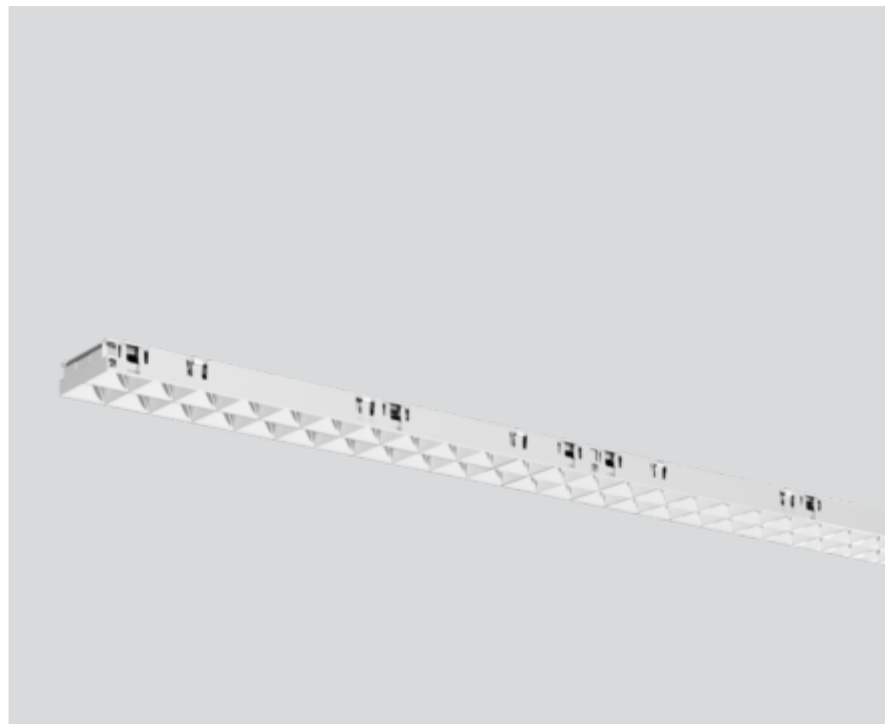
¹ RAL code ² Value of containing product at full load (undimmed)

³ incl. consideration of optical losses, internal control unit losses & operating device efficiency

Installation instructions

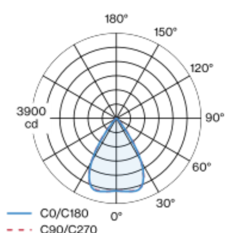


Lighting calculator




Linear light inset made of plastic; light inset, incl. high power adapter + converter can be installed flexibly and without tools; flush with profile system; power supplied via MOVE IT PRO system track profile; surface white; fitted with single LED light points; good glare control through recessed light point level; inserted lenses with wide flood radiation characteristic; for use in schools, retail and offices; UGR ≤ 16; VDU compatible workplace luminaire according to DIN EN 12464-1; luminance above 65° ≤ 1500 cd/m²; passive cooling of the LEDs through improved heat sink geometry; light colour 2700 K; binning initial MacAdam ≤ 3 SDCM; CRI ≥ 80; min. 90% of luminous flux after 50000 operating hours; energy efficient LEDs with high CRI; degree of protection IP20; PC2; 220-240 V; DALI single control; flicker-free visual comfort through analogue current control (minimum value 1%); light source replaceable by an authorized professional; control gear replaceable by an authorized professional;

Light distribution



Product drawing





Project / Type

Notes

Count / Date

Maintenance Factors

Operating Time [h]	10 000	20 000	30 000	40 000	50 000
LLMF	0.98	0.96	0.94	0.92	0.9
LSF	1	1	1	1	1
MF	LMF × RSMF × LLMF × LSF		RSMF ^a	Room Surface Maintenance Factor	
MF	Maintenance Factor		LLMF	Lamp Lumens Maintenance Factor	
LMF ^a	Luminaire Maintenance Factor		LSF	Lamp Survival Faktor	

^a According to "CIE 97, Maintenance of indoor electric lighting systems", 2005, ISBN 3-900-734-34-8. The values must be determined by the planner.

Circuit Breaker Types

Automatic Circuit Breaker Type	Number of Fixtures
B10	17
B13	22
B16	28
C10	22
C13	27
C16	35