

# BO 55 semi-recessed


049-614071XF 002-90729



Project / Type

Notes

Count / Date



General

Ceiling , Semi-Recessed

tilt max 90°

rotation 350°

special colours

IP20

1910 lm

fixture 91 lm/W<sup>1</sup>

LED

3500 K

CRI ≥ 90

L80 / 50000 h

initial MacAdam ≤ 2 SDCM

R<sub>g</sub>: 97 , R<sub>r</sub>: 90 , R<sub>(1-5)</sub>: 89

MR 0.7

MDER 0.63

Optical

flood

beam angle 37°

PstLM ≤ 1.0 <sup>2</sup>

SVM ≤ 0.4 <sup>2</sup>

Electrical

DALI-2

220-240 V

system 24.7 W

fixture 21.0 W

36 Vf

600 mA

PC2

1 DALI Addr.

Physical

diameter 55 mm

height 159 mm

0.48 kg

Cutout

diameter 46 mm

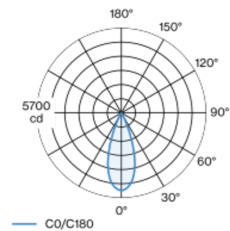
min. ceiling thickness 2 mm

max. ceiling thickness 25 mm

recessed depth 150 mm

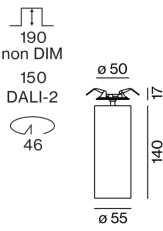
Cylindrical spotlight in aluminium; surface special colours powder coated; 350° rotatable and 90° tiltable; recessed version with trim; suitable for ceiling thickness of 2-25 mm; passive cooling of the LEDs through improved heat sink geometry; with COB (Chip on Board) technology for maximum efficiency; no appearance of multiple shadows; light colour 3500 K; binning initial MacAdam ≤ 2 SDCM; CRI ≥ 90; min. 80% of luminous flux after 50000 operating hours; energy efficient LEDs with high CRI; high quality, aluminium, vapour deposition coated reflector with faceted lens design; precise radiation characteristic with 37° beam; good glare control through recessed light point level; optical attachment available as accessory; accessories are listed separately; degree of protection IP20; PC2; 220-240 V; incl. DALI-2 converter; flicker-free visual comfort through analogue current control (minimum value 1%); external converter for ceiling insertion, through-wiring suitable; light source replaceable by an authorized professional; control gear replaceable by an authorized professional;

## Light distribution



flood 37°			
h (m)	EO° (lx)	ø (m)	
1	5220	0.67	
2	1300	1.34	
3	580	2.01	
4	330	2.68	
5	210	3.35	

## Product drawing



<sup>1</sup> FIXTURE: incl. consideration of optical losses & internal control unit losses SYSTEM: incl. consideration of optical losses, internal control unit losses & operating device efficiency.  
<sup>2</sup> Value of containing product at full load (undimmed)

## Installation instructions



## Lighting calculator

