

BO 55 semi-recessed


049-614071XM 002-90729



Project / Type

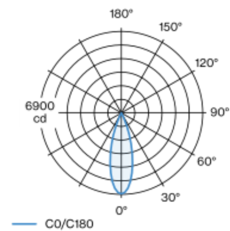
Notes

Count / Date



Cylindrical spotlight in aluminium; surface special colours powder coated; 350° rotatable and 90° tiltable; recessed version with trim; suitable for ceiling thickness of 2-25 mm; passive cooling of the LEDs through improved heat sink geometry; with COB (Chip on Board) technology for maximum efficiency; no appearance of multiple shadows; light colour 3500 K; binning initial MacAdam ≤ 2 SDCM; CRI ≥ 90 ; min. 80% of luminous flux after 50000 operating hours; energy efficient LEDs with high CRI; high quality, aluminium, vapour deposition coated reflector with faceted lens design; precise radiation characteristic with 31° beam; good glare control through recessed light point level; optical attachment available as accessory; accessories are listed separately; degree of protection IP20; PC2; 220-240 V; incl. DALI-2 converter; flicker-free visual comfort through analogue current control (minimum value 1%); external converter for ceiling insertion, through-wiring suitable; light source replaceable by an authorized professional; control gear replaceable by an authorized professional;

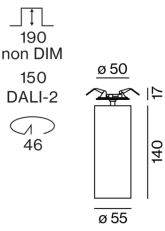
Light distribution



medium 31°

h (m)	EO° (lx)	ø (m)
1	6860	0.55
2	1710	1.10
3	760	1.65
4	430	2.20
5	270	2.75

Product drawing



General

Ceiling , Semi-Recessed

tilt max 90°

rotation 350°

special colours

IP20

1900 lm

fixture 90 lm/W¹

LED

3500 K

CRI ≥ 90

L80 / 50000 h

initial MacAdam ≤ 2 SDCM

R_g: 97 , R_r: 90 , R₍₁₋₁₅₎: 89

MR 0.7

MDER 0.63

Optical

medium

beam angle 31°

PstLM ≤ 1.0 ²

SVM ≤ 0.4 ²

Electrical

DALI-2

220-240 V

system 24.7 W

fixture 21.0 W

36 Vf

600 mA

PC2

1 DALI Addr.

Physical

diameter 55 mm

height 159 mm

0.48 kg

Cutout

diameter 46 mm

min. ceiling thickness 2 mm

max. ceiling thickness 25 mm

recessed depth 150 mm

¹ FIXTURE: incl. consideration of optical losses & internal control unit losses SYSTEM: incl. consideration of optical losses, internal control unit losses & operating device efficiency.
² Value of containing product at full load (undimmed)

Installation instructions



Lighting calculator



BO 55 semi-recessed

049-614071XM 002-90729



Project / Type

Notes

Count / Date

Maintenance Factors

Operating Time [h]	10 000	20 000	30 000	40 000	50 000
LLMF	0.964	0.923	0.884	0.847	0.811
LSF	1	1	1	1	1
MF	LMF × RSMF × LLMF × LSF		RSMF ^a	Room Surface Maintenance Factor	
MF	Maintenance Factor		LLMF	Lamp Lumens Maintenance Factor	
LMF ^a	Luminaire Maintenance Factor		LSF	Lamp Survival Faktor	

^a According to "CIE 97, Maintenance of indoor electric lighting systems", 2005, ISBN 3-900-734-34-8. The values must be determined by the planner.

Circuit Breaker Types

Automatic Circuit Breaker Type	Number of Fixtures
B10	36
B13	47
B16	58
C10	36
C13	78
C16	58

Components

POWER SUPPLY

L-W-H (MM)	ARTICLE NUMBER(S)
197-29-21	002-90729



Optional electrical accessories

DIN RAIL POWER SUPPLY

TYPE	L-W-H (MM)	ARTICLE NUMBER(S)
160 W	72-90-63	005-6520210



DIN RAIL LED DRIVER

TYPE	L-W-H (MM)	ARTICLE NUMBER(S)
DALI-2 200-1050 mA 2 x 42W	36-88-59	005-6121030



Optical accessories

HONEYCOMB LOUVER

COLOUR	Ø (MM)	ARTICLE NUMBER(S)
jet black	50	007-1965598



BO 55 semi-recessed

049-614071XM 002-90729



Project / Type

Notes

Count / Date

Optical accessories

OVAL LENS

Ø (MM)	ARTICLE NUMBER(S)
50	007-1965890



SOFT LENS

Ø (MM)	ARTICLE NUMBER(S)
50	007-1965990



WALLWASHER LENS

Ø (MM)	ARTICLE NUMBER(S)
50	007-1965790

