

# BO 55 surface


049-624041XF 002-90729



Project / Type

Notes

Count / Date



### General

Ceiling , Surface

tilt max 90°

rotation 350°

special colours

IP20

1800 lm

fixture 86 lm/W<sup>1</sup>

### LED

2700 K

CRI ≥ 90

L80 / 50000 h

initial MacAdam ≤ 2 SDCM

R<sub>g</sub>: 99 , R<sub>r</sub>: 91 , R<sub>t(1-15)</sub>: 89

MR 0.53

MDER 0.48

### Optical

flood

beam angle 37°

P<sub>stLM</sub> ≤ 1.0 <sup>2</sup>

SVM ≤ 0.4 <sup>2</sup>

### Electrical

DALI-2

220-240 V

system 24.7 W

fixture 21.0 W

36 Vf

600 mA

PC2

1 DALI Addr.

### Physical

diameter 55 mm

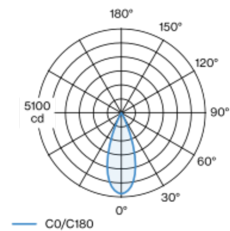
height 165 mm

0.48 kg

<sup>1</sup> FIXTURE: incl. consideration of optical losses & internal control unit losses SYSTEM: incl. consideration of optical losses, internal control unit losses & operating device efficiency.  
<sup>2</sup> Value of containing product at full load (undimmed)

Cylindrical spotlight in aluminium; surface special colours powder coated; 350° rotatable and 90° tiltable; with surface mounted housing; passive cooling of the LEDs through improved heat sink geometry; with COB (Chip on Board) technology for maximum efficiency; no appearance of multiple shadows; light colour 2700 K; binning initial MacAdam ≤ 2 SDCM; CRI ≥ 90; min. 80% of luminous flux after 50000 operating hours; energy efficient LEDs with high CRI; high quality, aluminium, vapour deposition coated reflector with faceted lens design; precise radiation characteristic with 37° beam; good glare control through recessed light point level; optical attachment available as accessory; accessories are listed separately; degree of protection IP20; PC2; 220-240 V; incl. DALI-2 converter; flicker-free visual comfort through analogue current control (minimum value 1%); external converter for ceiling insertion, through-wiring suitable; light source replaceable by an authorized professional; control gear replaceable by an authorized professional;

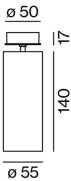
### Light distribution



flood 37°

h (m)	EO° (lx)	ø (m)
1	4920	0.67
2	1230	1.34
3	550	2.01
4	310	2.68
5	200	3.35

### Product drawing



### Installation instructions



### Lighting calculator

