

MOVE IN 45 flex round

trimless

063-8221516M 063-8812117 002-90728



Project / Type _____

Notes _____

Count / Date _____



General

Ceiling , Semi-Recessed _____

tilt max 90° _____

rotation 360° _____

brushed aluminium _____

IP20 _____

1270 lm _____

fixture 95 lm/W¹ _____

LED

3000 K _____

CRI ≥ 90 _____

L80 / 50000 h _____

initial MacAdam ≤ 2 SDCM _____

R_g: 100 , R_f: 91 , R_{f(1-5)}: 88 _____

MR 0.59 _____

MDER 0.53 _____

Optical

medium _____

beam angle 24° _____

P_{stLM} ≤ 1.0 ² _____

SVM ≤ 0.4 ² _____

Electrical

DALI-2 _____

220-240 V _____

system 15.9 W _____

fixture 13.5 W _____

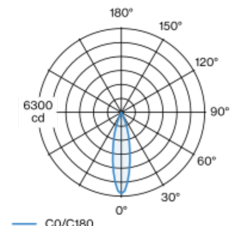
36 Vf _____

400 mA _____

PC2 _____

1 DALI Addr. _____

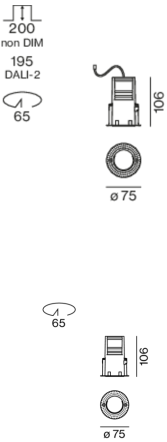
Light distribution



medium 24°

h (m)	E0° (lx)	ø (m)
1	6120	0.43
2	1530	0.86
3	680	1.30
4	380	1.73
5	240	2.16

Product drawing



Physical

trimless _____

diameter 75 mm _____

height 106 mm _____

0.5 kg _____

Cutout

diameter 65 mm _____


min. ceiling thickness 9 mm _____

max. ceiling thickness 25 mm _____

recessed depth 195 mm _____

¹ incl. consideration of optical losses & internal control unit losses

² Value of containing product at full load (undimmed)



MOVE IN 45 flex round

trimless

063-8221516M 063-8812117 002-90728



Project / Type

Notes

Count / Date

Maintenance Factors

Operating Time [h]	10 000	20 000	30 000	40 000	50 000
LLMF	0.96	0.92	0.89	0.85	0.82
LSF	1	1	1	1	1
MF	LMF × RSMF × LLMF × LSF		RSMF ^a	Room Surface Maintenance Factor	
MF	Maintenance Factor		LLMF	Lamp Lumens Maintenance Factor	
LMF ^a	Luminaire Maintenance Factor		LSF	Lamp Survival Faktor	

^a According to "CIE 97, Maintenance of indoor electric lighting systems", 2005, ISBN 3-900-734-34-8. The values must be determined by the planner.

Circuit Breaker Types

Automatic Circuit Breaker Type	Number of Fixtures
B10	36
B13	47
B16	58
C10	36
C13	78
C16	58

Components

MOUNTING HOUSING trimless

Ø (MM)	ARTICLE NUMBER(S)
75	063-8812117



POWER SUPPLY

L-W-H (MM)	ARTICLE NUMBER(S)
197-29-21	002-90728



Mounting accessories

SPECIAL MOUNTING TOOL

TYPE	Ø (MM)	ARTICLE NUMBER(S)
necessary to install mounting housing trimless	100	063-8912110



Optional electrical accessories

DIN RAIL POWER SUPPLY

TYPE	L-W-H (MM)	ARTICLE NUMBER(S)
160 W	72-90-63	005-6520210



DIN RAIL LED DRIVER

TYPE	L-W-H (MM)	ARTICLE NUMBER(S)
DALI-2 200-1050 mA 2 x 42W	36-88-59	005-6121030



Optical accessories

HONEYCOMB LOUVER

COLOUR	Ø (MM)	ARTICLE NUMBER(S)
jet black	42	007-1965188



MOVE IN 45 flex round

trimless

063-8221516M 063-8812117 002-90728



Project / Type

Notes

Count / Date

Optical accessories

OVAL LENS

Ø (MM)	ARTICLE NUMBER(S)
42	007-1965880



SOFT LENS

Ø (MM)	ARTICLE NUMBER(S)
42	007-1965980



WALLWASHER LENS

Ø (MM)	ARTICLE NUMBER(S)
42	007-1965780

