

# MOVE IN 45 square

trim

063-8421414S 063-8842118 002-90720



Project / Type

Notes

Count / Date



## General

Ceiling , Semi-Recessed

chrome

Mounting set jet black

IP20

1040 lm

## LED

2700 K

CRI ≥ 90

L80 / 50000 h

initial MacAdam ≤ 2 SDCM

R<sub>g</sub>: 99 , R<sub>r</sub>: 91 , R<sub>t(1-15)</sub>: 89

MR 0.53

MDER 0.48

## Optical

spot

beam angle 12°

PstLM ≤ 1.0 <sup>1</sup>

SVM ≤ 0.4 <sup>1</sup>

## Electrical

DALI-2

system 15.0 W

inset 12.7 W

37 Vf

350 mA

PC2 220-240V

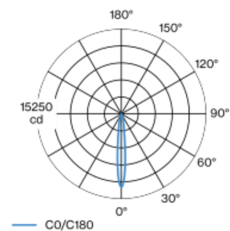
system 69 lm/W<sup>2</sup>

inset 81 lm/W<sup>3</sup>

1 DALI Addr.

Square spotlight element in aluminium; surface chrome; installation without tools in mounting set due to patented ball catch system; recessed light with trim jet black; suitable for ceiling thickness of 2-25 mm; spotlight element height adjustable without tools: flush with the ceiling, or extended 25 mm or 35 mm; passive cooling of the LEDs through improved heat sink geometry; with COB (Chip on Board) technology for maximum efficiency; no appearance of multiple shadows; light colour 2700 K; binning initial MacAdam ≤ 2 SDCM; CRI ≥ 90; min. 80% of luminous flux after 50000 operating hours; energy efficient LEDs with high CRI; high quality, aluminium, vapour deposition coated reflector with faceted lens design; precise radiation characteristic with 12° beam; good glare control through recessed light point level; optical attachment available as accessory; accessories are listed separately; degree of protection IP20; PC2 220-240V; incl. DALI-2 converter; converter wired secondary side; light source replaceable by an authorized professional; control gear replaceable by an authorized professional;

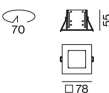
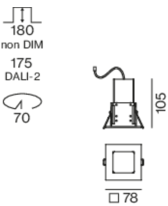
## Light distribution



spot 12°

h (m)	E0° (lx)	ø (m)
1	13200	0.21
2	3300	0.42
3	1500	0.63
4	800	0.84
5	500	1.06

## Product drawing



## Physical

trim

diameter 78 mm

height 105 mm

0.24 kg

## Cutout

diameter 70 mm

min. ceiling thickness 2 mm

max. ceiling thickness 25 mm

recessed depth 175 mm

<sup>1</sup> Value of containing product at full load (undimmed)  
<sup>2</sup> incl. optical losses and the efficiency of the operating device (converter)  
<sup>3</sup> incl. optical losses

## Installation instructions



## Lighting calculator

