

MOVE IN 45 square

trim

063-8421416M 063-8842117 002-90728



Project / Type

Notes

Count / Date



General

Ceiling , Semi-Recessed

brushed aluminium

Mounting set traffic white

IP20

1200 lm

fixture 89 lm/W¹

LED

2700 K

CRI ≥ 90

L80 / 50000 h

initial MacAdam ≤ 2 SDCM

R_g: 99 , R_f: 91 , R₍₁₋₁₅₎: 89

MR 0.53

MDER 0.48

Optical

medium

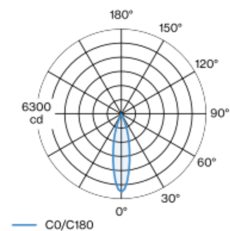
beam angle 24°

PstLM ≤ 1.0 ²

SVM ≤ 0.4 ²

Square spotlight element in aluminium; surface brushed aluminium; installation without tools in mounting set due to patented ball catch system; recessed light with trim traffic white; suitable for ceiling thickness of 2-25 mm; spotlight element height adjustable without tools: flush with the ceiling, or extended 25 mm or 35 mm; passive cooling of the LEDs through improved heat sink geometry; with COB (Chip on Board) technology for maximum efficiency; no appearance of multiple shadows; light colour 2700 K; binning initial MacAdam ≤ 2 SDCM; CRI ≥ 90; min. 80% of luminous flux after 50000 operating hours; energy efficient LEDs with high CRI; high quality, aluminium, vapour deposition coated reflector with faceted lens design; precise radiation characteristic with 24° beam; good glare control through recessed light point level; optical attachment available as accessory; accessories are listed separately; degree of protection IP20; PC2; 220-240 V; incl. DALI-2 converter; converter wired secondary side; light source replaceable by an authorized professional; control gear replaceable by an authorized professional;

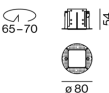
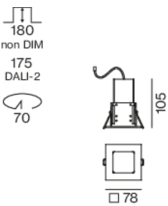
Light distribution



medium 24°

h (m)	E0° (lx)	ø (m)
1	5780	0.43
2	1440	0.86
3	640	1.30
4	360	1.73
5	230	2.16

Product drawing



Electrical

DALI-2

220-240 V

system 15.9 W

fixture 13.5 W

36 Vf

400 mA

PC2

1 DALI Addr.

Physical

trim

diameter 78 mm

height 105 mm

0.37 kg

Cutout

diameter 70 mm

min. ceiling thickness 2 mm

max. ceiling thickness 25 mm

recessed depth 175 mm

¹ FIXTURE: incl. consideration of optical losses & internal control unit losses SYSTEM: incl. consideration of optical losses, internal control unit losses & operating device efficiency.
² Value of containing product at full load (undimmed)

Installation instructions



Lighting calculator

