

# MOVE IN 45 square

trim

063-8421418F 063-8842118 002-90728



Project / Type \_\_\_\_\_

Notes \_\_\_\_\_

Count / Date \_\_\_\_\_



## General

Ceiling , Semi-Recessed \_\_\_\_\_

black , RAL9005 <sup>1</sup> \_\_\_\_\_

Mounting set jet black \_\_\_\_\_

IP20 \_\_\_\_\_

1230 lm \_\_\_\_\_

## LED

2700 K \_\_\_\_\_

CRI ≥ 90 \_\_\_\_\_

L80 / 50000 h \_\_\_\_\_

initial MacAdam ≤ 2 SDCM \_\_\_\_\_

R<sub>g</sub>: 99 , R<sub>r</sub>: 91 , R<sub>t(1-15)</sub>: 89 \_\_\_\_\_

MR 0.53 \_\_\_\_\_

MDER 0.48 \_\_\_\_\_

## Optical

flood \_\_\_\_\_

beam angle 36° \_\_\_\_\_

PstLM ≤ 1.0 <sup>2</sup> \_\_\_\_\_

SVM ≤ 0.4 <sup>2</sup> \_\_\_\_\_

## Electrical

DALI-2 \_\_\_\_\_

15.9 W \_\_\_\_\_

inset 13.5 W \_\_\_\_\_

36 Vf \_\_\_\_\_

400 mA \_\_\_\_\_

PC2 220-240V \_\_\_\_\_

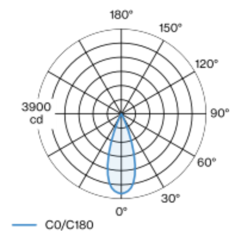
77 lm/W \_\_\_\_\_

inset 91 lm/W \_\_\_\_\_

1 DALI Addr. \_\_\_\_\_

Square spotlight element in aluminium; surface black powder coated; installation without tools in mounting set due to patented ball catch system; recessed light with trim jet black; suitable for ceiling thickness of 2-25 mm; spotlight element height adjustable without tools: flush with the ceiling, or extended 25 mm or 35 mm; passive cooling of the LEDs through improved heat sink geometry; with COB (Chip on Board) technology for maximum efficiency; no appearance of multiple shadows; light colour 2700 K; binning initial MacAdam ≤ 2 SDCM; CRI ≥ 90; min. 80% of luminous flux after 50000 operating hours; energy efficient LEDs with high CRI; high quality, aluminium, vapour deposition coated reflector with faceted lens design; precise radiation characteristic with 36° beam; good glare control through recessed light point level; optical attachment available as accessory; accessories are listed separately; degree of protection IP20; PC2 220-240V; incl. DALI-2 converter; converter wired secondary side; light source replaceable by an authorized professional; control gear replaceable by an authorized professional;

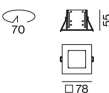
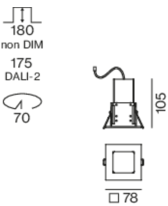
## Light distribution



flood 36°

h (m)	E0° (lx)	ø (m)
1	3660	0.65
2	920	1.29
3	410	1.94
4	230	2.59
5	150	3.23

## Product drawing



## Physical

trim \_\_\_\_\_

diameter 78 mm \_\_\_\_\_

height 105 mm \_\_\_\_\_

0.14 kg \_\_\_\_\_

## Cutout

diameter 70 mm \_\_\_\_\_

min. ceiling thickness 2 mm \_\_\_\_\_

max. ceiling thickness 25 mm \_\_\_\_\_

recessed depth 175 mm \_\_\_\_\_

<sup>1</sup> RAL code <sup>2</sup> Value of containing product at full load (undimmed)

## Installation instructions



## Lighting calculator



# MOVE IN 45 square

trim

063-8421418F 063-8842118 002-90728



Project / Type

Notes

Count / Date

## Maintenance Factors

Operating Time [h]	10 000	20 000	30 000	40 000	50 000
LLMF	0.96	0.92	0.88	0.85	0.81
LSF	1	1	1	1	1
MF	LMF × RSMF × LLMF × LSF		RSMF <sup>a</sup>	Room Surface Maintenance Factor	
MF	Maintenance Factor		LLMF	Lamp Lumens Maintenance Factor	
LMF <sup>a</sup>	Luminaire Maintenance Factor		LSF	Lamp Survival Faktor	

<sup>a</sup> According to "CIE 97, Maintenance of indoor electric lighting systems", 2005, ISBN 3-900-734-34-8. The values must be determined by the planner.

## Circuit Breaker Types

Automatic Circuit Breaker Type	Number of Fixtures
B10	36
B13	47
B16	58
C10	36
C13	78
C16	58

## Components

### MOUNTING HOUSING with trim

COLOUR	L-W-H (MM)	ARTICLE NUMBER(S)
jet black	78-78-55	063-8842118



### POWER SUPPLY

L-W-H (MM)	ARTICLE NUMBER(S)
197-29-21	002-90728



## Optional electrical accessories

### DIN RAIL POWER SUPPLY

TYPE	L-W-H (MM)	ARTICLE NUMBER(S)
160 W	72-90-63	005-6520210



### DIN RAIL LED DRIVER

TYPE	L-W-H (MM)	ARTICLE NUMBER(S)
DALI-2   200-1050 mA   2 x 42W	36-88-59	005-6121030



## Other accessories

### SPECIAL MOUNTING TOOL

TYPE	Ø (MM)	ARTICLE NUMBER(S)
necessary to install mounting housing trimless	100	063-8912110



## Optical accessories

### HONEYCOMB LOUVER

COLOUR	Ø (MM)	ARTICLE NUMBER(S)
jet black	42	007-1965188

