

MOVE IN 45 square

trim

063-8421418M 063-8842118 002-90728



Project / Type

Notes

Count / Date



General

Ceiling , Semi-Recessed

black , RAL9005 ¹

Mounting set jet black

IP20

1200 lm

LED

2700 K

CRI ≥ 90

L80 / 50000 h

initial MacAdam ≤ 2 SDCM

R_g: 99 , R_r: 91 , R_{t(1-15)}: 89

MR 0.53

MDER 0.48

Optical

medium

beam angle 24°

PstLM ≤ 1.0 ²

SVM ≤ 0.4 ²

Electrical

DALI-2

system 15.9 W

inset 13.5 W

36 Vf

400 mA

PC2 220-240V

system 75 lm/W³

inset 89 lm/W⁴

1 DALI Addr.

Physical

trim

diameter 78 mm

height 105 mm

0.37 kg

Cutout

diameter 70 mm

min. ceiling thickness 2 mm

max. ceiling thickness 25 mm

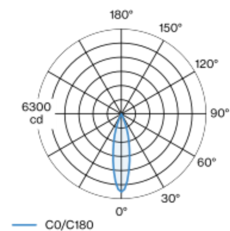
recessed depth 175 mm

¹ RAL code ² Value of containing product at full load (undimmed)

³ incl. optical losses and the efficiency of the operating device (converter)

⁴ incl. optical losses

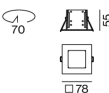
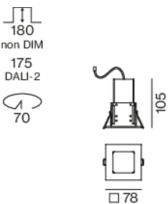
Light distribution



medium 24°

h (m)	E0° (lx)	ø (m)
1	5780	0.43
2	1440	0.86
3	640	1.30
4	360	1.73
5	230	2.16

Product drawing



Installation instructions



Lighting calculator



[*063-8421418M 063-8842118 002-90728*] The technical data represent rated values for an ambient temperature of 25°C. The data values for the luminous flux are initially subject to a tolerance of +/- 10%, those for the electrical connected load are initially subject to a tolerance of +/- 10%, and those for the colour temperature are initially subject to a tolerance of +/- 150 K. No liability is assumed for typographical or printing errors. The general terms and conditions of XAL GmbH apply.

© XAL GmbH · Auer-Welsbach-Gasse 36 · 8055 Graz · Austria · www.xal.com

MOVE IN 45 square

trim

063-8421418M 063-8842118 002-90728



Project / Type

Notes

Count / Date

Maintenance Factors

Operating Time [h]	10 000	20 000	30 000	40 000	50 000
LLMF	0.96	0.92	0.88	0.85	0.81
LSF	1	1	1	1	1
MF	LMF × RSMF × LLMF × LSF		RSMF ^a	Room Surface Maintenance Factor	
MF	Maintenance Factor		LLMF	Lamp Lumens Maintenance Factor	
LMF ^a	Luminaire Maintenance Factor		LSF	Lamp Survival Faktor	

^a According to "CIE 97, Maintenance of indoor electric lighting systems", 2005, ISBN 3-900-734-34-8. The values must be determined by the planner.

Circuit Breaker Types

Automatic Circuit Breaker Type	Number of Fixtures
B10	36
B13	47
B16	58
C10	36
C13	78
C16	58

Components

MOUNTING HOUSING with trim

COLOUR	L-W-H (MM)	ARTICLE NUMBER(S)
jet black	78-78-55	063-8842118



POWER SUPPLY

L-W-H (MM)	ARTICLE NUMBER(S)
197-29-21	002-90728



Optional electrical accessories

DIN RAIL POWER SUPPLY

TYPE	L-W-H (MM)	ARTICLE NUMBER(S)
160 W	72-90-63	005-6520210



DIN RAIL LED DRIVER

TYPE	L-W-H (MM)	ARTICLE NUMBER(S)
DALI-2 200-1050 mA 2 x 42W	36-88-59	005-6121030



Other accessories

SPECIAL MOUNTING TOOL

TYPE	Ø (MM)	ARTICLE NUMBER(S)
necessary to install mounting housing trimless	100	063-8912110



Optical accessories

HONEYCOMB LOUVER

COLOUR	Ø (MM)	ARTICLE NUMBER(S)
jet black	42	007-1965188

