

MOVE IN 45 square

trimless

063-8421418V 063-8832117 002-90729



Project / Type

Notes

Count / Date



General

Ceiling , Semi-Recessed

black , RAL 9005 ¹

IP20

406 lm

fixture 59 lm/W²

LED

2700 K

CRI ≥ 90

L85 / 50000 h

initial MacAdam ≤ 3 SDCM

R_g: 99 , R_r: 91 , R₍₁₋₁₅₎: 89

MR 0.54

MDER 0.49

Optical

super spot

beam angle 8°

PstLM ≤ 1.0 ³

SVM ≤ 0.4 ³

Electrical

DALI-2

220-240 V

system 9.2 W

fixture 6.9 W

11 Vf

600 mA

PC2

1 DALI Addr.

Physical

trimless

diameter 80 mm

height 105 mm

0.21 kg

Cutout

diameter 65 mm

min. ceiling thickness 9 mm

max. ceiling thickness 25 mm

recessed depth 175 mm

¹ RAL code


² FIXTURE: incl. consideration of optical losses & internal control unit losses SYSTEM: incl. consideration of optical losses, internal control unit losses & operating device efficiency.

³ Value of containing product at full load (undimmed)

Installation instructions

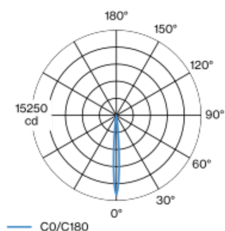


Lighting calculator



Square spotlight element in aluminium; surface black powder coated; installation without tools in mounting set due to patented ball catch system; for trimless installation in plasterboard ceilings; suitable for ceiling thickness of 9-25 mm; special mounting tool for easy installation of the trimless housing available as an accessory; spotlight element height adjustable without tools: flush with the ceiling, or extended 25 mm or 35 mm; passive cooling of the LEDs through improved heat sink geometry; with COB (Chip on Board) technology for maximum efficiency; no appearance of multiple shadows; light colour 2700 K; binning initial MacAdam ≤ 3 SDCM; CRI ≥ 90; min. 85% of luminous flux after 50000 operating hours; energy efficient LEDs with high CRI; high quality, aluminium, vapour deposition coated reflector with faceted lens design; precise radiation characteristic with 8° beam; good glare control through recessed light point level; optical attachment available as accessory; accessories are listed separately; degree of protection IP20; PC2; 220-240 V; incl. DALI-2 converter; converter wired secondary side; light source replaceable by an authorized professional; control gear replaceable by an authorized professional;

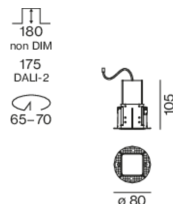
Light distribution



super spot 8°

h (m)	E0° (lx)	ø (m)
1	14200	0.14
2	3500	0.28
3	1600	0.41
4	900	0.55
5	600	0.69

Product drawing



MOVE IN 45 square

trimless

063-8421418V 063-8832117 002-90729



Project / Type	
Notes	
Count / Date	

Maintenance Factors

Operating Time [h]	10 000	20 000	30 000	40 000	50 000
LLMF	0.97	0.94	0.91	0.88	0.85
LSF	1	1	1	1	1
MF	LMF × RSMF × LLMF × LSF		RSMF ^a	Room Surface Maintenance Factor	
MF	Maintenance Factor		LLMF	Lamp Lumens Maintenance Factor	
LMF ^a	Luminaire Maintenance Factor		LSF	Lamp Survival Faktor	

^a According to "CIE 97, Maintenance of indoor electric lighting systems", 2005, ISBN 3-900-734-34-8. The values must be determined by the planner.

Circuit Breaker Types

Automatic Circuit Breaker Type	Number of Fixtures
B10	36
B13	47
B16	58
C10	36
C13	78
C16	58

Components

MOUNTING HOUSING trimless

Ø (MM)	ARTICLE NUMBER(S)
80	063-8832117



POWER SUPPLY

L-W-H (MM)	ARTICLE NUMBER(S)
197-29-21	002-90729



Optional electrical accessories

DIN RAIL POWER SUPPLY

TYPE	L-W-H (MM)	ARTICLE NUMBER(S)
160 W	72-90-63	005-6520210



DIN RAIL LED DRIVER

TYPE	L-W-H (MM)	ARTICLE NUMBER(S)
DALI-2 200-1050 mA 2 x 42W	36-88-59	005-6121030



Other accessories

SPECIAL MOUNTING TOOL

TYPE	Ø (MM)	ARTICLE NUMBER(S)
necessary to install mounting housing trimless	100	063-8912110



Optical accessories

HONEYCOMB LOUVER

COLOUR	Ø (MM)	ARTICLE NUMBER(S)
jet black	42	007-1965188

