

MOVE IN 45 square

trimless

063-8421514S 063-8832117 002-90720



Project / Type

Notes

Count / Date



General

Ceiling , Semi-Recessed

chrome

IP20

1100 lm

fixture 86 lm/W¹

LED

3000 K

CRI ≥ 90

L80 / 50000 h

initial MacAdam ≤ 2 SDCM

R_g: 100 , R_f: 91 , R₍₁₋₁₅₎: 88

MR 0.59

MDER 0.53

Optical

spot

beam angle 12°

PstLM ≤ 1.0²

SVM ≤ 0.4²

Electrical

DALI-2

220-240 V

system 15.0 W

fixture 12.8 W

37 V_f

350 mA

PC2

1 DALI Addr.

Physical

trimless

diameter 80 mm

height 105 mm

0.21 kg

Cutout

diameter 65 mm

min. ceiling thickness 9 mm

max. ceiling thickness 25 mm

recessed depth 175 mm


¹ FIXTURE: incl. consideration of optical losses & internal control unit losses SYSTEM: incl. consideration of optical losses, internal control unit losses & operating device efficiency.

² Value of containing product at full load (undimmed)

Installation instructions

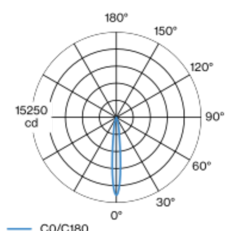


Lighting calculator



Square spotlight element in aluminium; surface chrome; installation without tools in mounting set due to patented ball catch system; for trimless installation in plasterboard ceilings; suitable for ceiling thickness of 9-25 mm; special mounting tool for easy installation of the trimless housing available as an accessory; spotlight element height adjustable without tools: flush with the ceiling, or extended 25 mm or 35 mm; passive cooling of the LEDs through improved heat sink geometry; with COB (Chip on Board) technology for maximum efficiency; no appearance of multiple shadows; light colour 3000 K; binning initial MacAdam ≤ 2 SDCM; CRI ≥ 90; min. 80% of luminous flux after 50000 operating hours; energy efficient LEDs with high CRI; high quality, aluminium, vapour deposition coated reflector with faceted lens design; precise radiation characteristic with 12° beam; good glare control through recessed light point level; optical attachment available as accessory; accessories are listed separately; degree of protection IP20; PC2; 220-240 V; incl. DALI-2 converter; converter wired secondary side; light source replaceable by an authorized professional; control gear replaceable by an authorized professional;

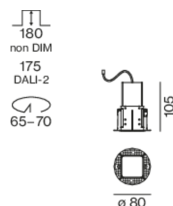
Light distribution



spot 12°

h (m)	E0° (lx)	ø (m)
1	13900	0.21
2	3500	0.42
3	1500	0.63
4	900	0.84
5	600	1.06

Product drawing



[063-8421514S 063-8832117 002-90720] The technical data represent rated values for an ambient temperature of 25°C. The data values for the luminous flux are initially subject to a tolerance of +/- 10%, those for the electrical connected load are initially subject to a tolerance of +/- 10%, and those for the colour temperature are initially subject to a tolerance of +/- 150 K. No liability is assumed for typographical or printing errors. The general terms and conditions of XAL GmbH apply.

© XAL GmbH · Auer-Welsbach-Gasse 36 · 8055 Graz · Austria · www.xal.com

05.04.2025

1 / 1