

# MOVE IN 45 square

trim

063-8421516F 063-8842117 002-90728



Project / Type
Notes
Count / Date



## General

Ceiling , Semi-Recessed
brushed aluminium
Mounting set traffic white
IP20
1310 lm
fixture 97 lm/W <sup>1</sup>

## LED

3000 K
CRI ≥ 90
L80 / 50000 h
initial MacAdam ≤ 2 SDCM
R <sub>g</sub> : 100 , R <sub>f</sub> : 91 , R <sub>f[1-5]</sub> : 88
MR 0.59
MDER 0.53

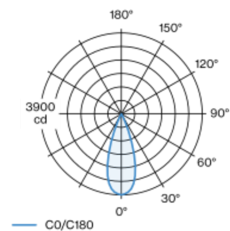
## Optical

flood
beam angle 36°
PstLM ≤ 1.0 <sup>2</sup>
SVM ≤ 0.4 <sup>2</sup>

## Electrical

DALI-2
220-240 V
system 15.9 W
fixture 13.5 W
36 Vf
400 mA
PC2
1 DALI Addr.

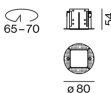
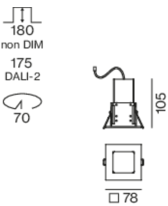
## Light distribution



flood 36°

h (m)	E0° (lx)	ø (m)
1	3900	0.65
2	980	1.29
3	430	1.94
4	240	2.59
5	160	3.23

## Product drawing



## Physical

trim
diameter 78 mm
height 105 mm
0.36 kg

## Cutout

diameter 70 mm
min. ceiling thickness 2 mm
max. ceiling thickness 25 mm
recessed depth 175 mm

<sup>1</sup> FIXTURE: incl. consideration of optical losses & internal control unit losses SYSTEM: incl. consideration of optical losses, internal control unit losses & operating device efficiency.  
<sup>2</sup> Value of containing product at full load (undimmed)

## Installation instructions



## Lighting calculator

