

MOVE IN 45 square

trimless


063-8421516V 063-8832117 002-90729



Project / Type

Notes

Count / Date



General

Ceiling , Semi-Recessed

brushed aluminium

IP20

346 lm

LED

3000 K

CRI ≥ 90

L85 / 50000 h

initial MacAdam ≤ 3 SDCM

R_g: 98 , R_f: 91 , R₍₁₋₁₅₎: 89

MR 0.6

MDER 0.55

Optical

super spot

beam angle 8°

PstLM ≤ 1.0 ¹

SVM ≤ 0.4 ¹

Electrical

DALI-2

220-240 V

system 9.2 W

inset 6.9 W

11 Vf

600 mA

PC2

system 38 lm/W²

inset 50 lm/W²

1 DALI Addr.

Physical

trimless

diameter 80 mm

height 105 mm

0.21 kg

Cutout

diameter 65 mm

min. ceiling thickness 9 mm

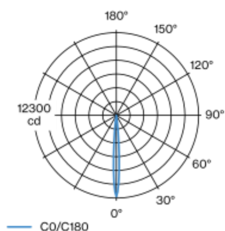
max. ceiling thickness 25 mm

recessed depth 175 mm

¹ Value of containing product at full load (undimmed)

² SYSTEM: incl. consideration of optical losses and the efficiency of the operating device. INSET: incl. consideration of optical losses.

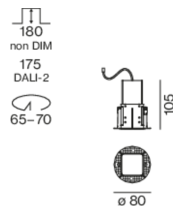
Light distribution



super spot 8°

h (m)	E0° (lx)	ø (m)
1	12100	0.14
2	3000	0.28
3	1300	0.41
4	800	0.55
5	500	0.69

Product drawing



Installation instructions



Lighting calculator



MOVE IN 45 square

trimless

063-8421516V 063-8832117 002-90729



Project / Type	
Notes	
Count / Date	

Maintenance Factors

Operating Time [h]	10 000	20 000	30 000	40 000	50 000
LLMF	0.98	0.95	0.92	0.89	0.86
LSF	1	1	1	1	1

MF

LMF × RSMF × LLMF × LSF

MF

Maintenance Factor

LMF^a

Luminaire Maintenance Factor

RSMF^a

Room Surface Maintenance Factor

LLMF

Lamp Lumens Maintenance Factor

LSF

Lamp Survival Faktor

^a According to "CIE 97, Maintenance of indoor electric lighting systems", 2005, ISBN 3-900-734-34-8. The values must be determined by the planner.

Circuit Breaker Types

Automatic Circuit Breaker Type	Number of Fixtures
B10	36
B13	47
B16	58
C10	36
C13	78
C16	58

Components

MOUNTING HOUSING trimless

Ø (MM)	ARTICLE NUMBER(S)
80	063-8832117



POWER SUPPLY

L-W-H (MM)	ARTICLE NUMBER(S)
197-29-21	002-90729



Optional electrical accessories

DIN RAIL POWER SUPPLY

TYPE	L-W-H (MM)	ARTICLE NUMBER(S)
160 W	72-90-63	005-6520210



DIN RAIL LED DRIVER

TYPE	L-W-H (MM)	ARTICLE NUMBER(S)
DALI-2 200-1050 mA 2 x 42W	36-88-59	005-6121030



Other accessories

SPECIAL MOUNTING TOOL

TYPE	Ø (MM)	ARTICLE NUMBER(S)
necessary to install mounting housing trimless	100	063-8912110



Optical accessories

HONEYCOMB LOUVER

COLOUR	Ø (MM)	ARTICLE NUMBER(S)
jet black	42	007-1965188

