

# MOVE IN 45 square

trimless

063-8421518M 063-8832117 002-90728



Project / Type

Notes

Count / Date



## General

Ceiling , Semi-Recessed

black , RAL 9005 <sup>1</sup>

IP20

1270 lm

fixture 95 lm/W<sup>2</sup>

## LED

3000 K

CRI ≥ 90

L80 / 50000 h

initial MacAdam ≤ 2 SDCM

R<sub>g</sub>: 100 , R<sub>f</sub>: 91 , R<sub>f(1-15)</sub>: 88

MR 0.59

MDER 0.53

## Optical

medium

beam angle 24°

PstLM ≤ 1.0 <sup>3</sup>

SVM ≤ 0.4 <sup>3</sup>

## Electrical

DALI-2

220-240 V

system 15.9 W

fixture 13.5 W

36 Vf

400 mA

PC2

1 DALI Addr.

## Physical

trimless

diameter 80 mm

height 105 mm

0.33 kg

## Cutout

diameter 65 mm

min. ceiling thickness 9 mm

max. ceiling thickness 25 mm

recessed depth 175 mm

<sup>1</sup> RAL code


<sup>2</sup> FIXTURE: incl. consideration of optical losses & internal control unit losses SYSTEM: incl. consideration of optical losses, internal control unit losses & operating device efficiency.

<sup>3</sup> Value of containing product at full load (undimmed)

## Installation instructions

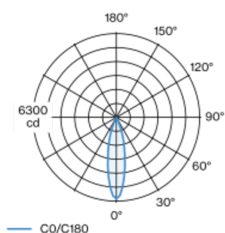


## Lighting calculator



Square spotlight element in aluminium; surface black powder coated; installation without tools in mounting set due to patented ball catch system; for trimless installation in plasterboard ceilings; suitable for ceiling thickness of 9-25 mm; special mounting tool for easy installation of the trimless housing available as an accessory; spotlight element height adjustable without tools: flush with the ceiling, or extended 25 mm or 35 mm; passive cooling of the LEDs through improved heat sink geometry; with COB (Chip on Board) technology for maximum efficiency; no appearance of multiple shadows; light colour 3000 K; binning initial MacAdam ≤ 2 SDCM; CRI ≥ 90; min. 80% of luminous flux after 50000 operating hours; energy efficient LEDs with high CRI; high quality, aluminium, vapour deposition coated reflector with faceted lens design; precise radiation characteristic with 24° beam; good glare control through recessed light point level; optical attachment available as accessory; accessories are listed separately; degree of protection IP20; PC2; 220-240 V; incl. DALI-2 converter; converter wired secondary side; light source replaceable by an authorized professional; control gear replaceable by an authorized professional;

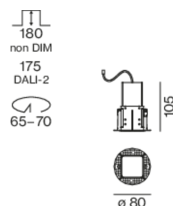
## Light distribution



medium 24°

h (m)	E0° (lx)	ø (m)
1	6120	0.43
2	1530	0.86
3	680	1.30
4	380	1.73
5	240	2.16

## Product drawing



# MOVE IN 45 square

trimless

063-8421518M 063-8832117 002-90728



Project / Type

Notes

Count / Date

## Maintenance Factors

Operating Time [h]	10 000	20 000	30 000	40 000	50 000
LLMF	0.96	0.92	0.88	0.85	0.81
LSF	1	1	1	1	1
MF	LMF × RSMF × LLMF × LSF		RSMF <sup>a</sup>	Room Surface Maintenance Factor	
MF	Maintenance Factor		LLMF	Lamp Lumens Maintenance Factor	
LMF <sup>a</sup>	Luminaire Maintenance Factor		LSF	Lamp Survival Faktor	

<sup>a</sup> According to "CIE 97, Maintenance of indoor electric lighting systems", 2005, ISBN 3-900-734-34-8. The values must be determined by the planner.

## Circuit Breaker Types

Automatic Circuit Breaker Type	Number of Fixtures
B10	36
B13	47
B16	58
C10	36
C13	78
C16	58

## Components

### MOUNTING HOUSING trimless

Ø (MM)	ARTICLE NUMBER(S)
80	063-8832117



### POWER SUPPLY

L-W-H (MM)	ARTICLE NUMBER(S)
197-29-21	002-90728



## Optional electrical accessories

### DIN RAIL POWER SUPPLY

TYPE	L-W-H (MM)	ARTICLE NUMBER(S)
160 W	72-90-63	005-6520210



### DIN RAIL LED DRIVER

TYPE	L-W-H (MM)	ARTICLE NUMBER(S)
DALI-2   200-1050 mA   2 x 42W	36-88-59	005-6121030



## Other accessories

### SPECIAL MOUNTING TOOL

TYPE	Ø (MM)	ARTICLE NUMBER(S)
necessary to install mounting housing trimless	100	063-8912110



## Optical accessories

### HONEYCOMB LOUVER

COLOUR	Ø (MM)	ARTICLE NUMBER(S)
jet black	42	007-1965188

