

# MOVE IN 45 square

trim

063-8421518M 063-8842117 002-90728



Project / Type \_\_\_\_\_

Notes \_\_\_\_\_

Count / Date \_\_\_\_\_



## General

Ceiling , Semi-Recessed  
black , RAL 9005 <sup>1</sup>  
Mounting set traffic white  
IP20  
1270 lm  
fixture 95 lm/W<sup>2</sup>

## LED

3000 K  
CRI ≥ 90  
L80 / 50000 h  
initial MacAdam ≤ 2 SDCM  
R<sub>g</sub>: 100 , R<sub>f</sub>: 91 , R<sub>f(1-5)</sub>: 88  
MR 0.59  
MDER 0.53

## Optical

medium  
beam angle 24°  
PstLM ≤ 1.0 <sup>3</sup>  
SVM ≤ 0.4 <sup>3</sup>

## Electrical

DALI-2  
220-240 V  
system 15.9 W  
fixture 13.5 W  
36 Vf  
400 mA  
PC2  
1 DALI Addr.

## Physical

trim  
diameter 78 mm  
height 105 mm  
0.36 kg

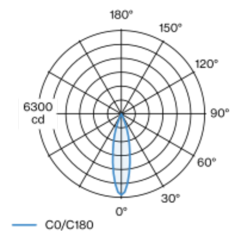
## Cutout

diameter 70 mm  
min. ceiling thickness 2 mm  
max. ceiling thickness 25 mm  
recessed depth 175 mm

<sup>1</sup> RAL code  
<sup>2</sup> FIXTURE: incl. consideration of optical losses & internal control unit losses SYSTEM: incl. consideration of optical losses, internal control unit losses & operating device efficiency.  
<sup>3</sup> Value of containing product at full load (undimmed)

Square spotlight element in aluminium; surface black powder coated; installation without tools in mounting set due to patented ball catch system; recessed light with trim traffic white; suitable for ceiling thickness of 2-25 mm; spotlight element height adjustable without tools: flush with the ceiling, or extended 25 mm or 35 mm; passive cooling of the LEDs through improved heat sink geometry; with COB (Chip on Board) technology for maximum efficiency; no appearance of multiple shadows; light colour 3000 K; binning initial MacAdam ≤ 2 SDCM; CRI ≥ 90; min. 80% of luminous flux after 50000 operating hours; energy efficient LEDs with high CRI; high quality, aluminium, vapour deposition coated reflector with faceted lens design; precise radiation characteristic with 24° beam; good glare control through recessed light point level; optical attachment available as accessory; accessories are listed separately; degree of protection IP20; PC2; 220-240 V; incl. DALI-2 converter; converter wired secondary side; light source replaceable by an authorized professional; control gear replaceable by an authorized professional;

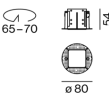
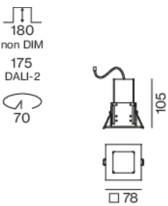
## Light distribution



medium 24°

h (m)	E0° (lx)	ø (m)
1	6120	0.43
2	1530	0.86
3	680	1.30
4	380	1.73
5	240	2.16

## Product drawing



## Installation instructions



## Lighting calculator

