

LOUVER WIDE


MOVE IT PRO
086-6430634X



Project / Type

Notes

Count / Date



General

Ceiling , Track

reflector wide

chrome reflector

2940 lm/m

IP20

5870 lm

LED

4000 K

CRI ≥ 80

L90 / 50000 h

initial MacAdam ≤ 3 SDCM

MR 0.72

MDER 0.65

Optical

super wide flood

UGR < 19 , ≥65° <1500 cd/m²

PstLM ≤ 1.0 ¹

SVM ≤ 0.4 ¹

Electrical

DALI-2

system 34 W

PC2 220-240V

system 173 lm/W²

1 DALI Addr.

17 W/m

Physical

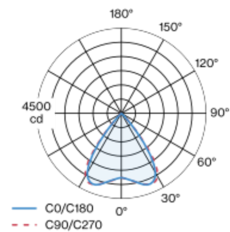
length 2000 mm

width 43 mm


height 13 mm

Linear light inset made of plastic; light inset, incl. high power adapter + converter can be installed flexibly and without tools; flush with profile system; power supplied via MOVE IT PRO system track profile; high quality reflector with micro-faceted, aluminum-vaporised surface; chrome reflector; precise radiation characteristic with symmetrical light distribution; for use in schools and offices; UGR ≤ 19; VDU compatible workplace luminaire according to DIN EN 12464-1; luminance above 65° ≤ 1500 cd/m²; passive cooling of the LEDs through improved heat sink geometry; light colour 4000 K; binning initial MacAdam ≤ 3 SDCM; CRI ≥ 80; min. 90% of luminous flux after 50000 operating hours; energy efficient LEDs with high CRI; degree of protection IP20; PC2 220-240V; DALI single control; flicker-free visual comfort through analogue current control (minimum value 1%); light source replaceable by an authorized professional; control gear replaceable by an authorized professional;

Light distribution



Product drawing



¹ Value of containing product at full load (undimmed)
² incl. optical losses and the efficiency of the operating device (converter)

Installation instructions



Lighting calculator

