

TWIST 100

trim

048-1121017M 048-2796317 002-90780



Project / Type

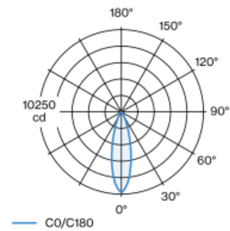
Notes

Count / Date



Round recessed spotlight in die-cast aluminium; 1 lamp; surface white powder coated; installation without tools in mounting set due to patented ball catch system; with trim traffic white; suitable for ceiling thickness of 2-25 mm; 360° rotatable and 45° tiltable outward; passive cooling of the LEDs through improved heat sink geometry; with COB (Chip on Board) technology for maximum efficiency; no appearance of multiple shadows; light colour 3000 K; binning initial MacAdam ≤ 2 SDCM; CRI ≥ 90; min. 80% of luminous flux after 50000 operating hours; energy efficient LEDs with high CRI; including high quality aluminium reflector with spherical reflector; high gloss anodised; neutral colour reflection through absolute freedom from interference colour; for brilliant object staging; precise radiation characteristic with 27° beam; optical attachments available as accessories; optical attachments can be combined; degree of protection IP20; PC2 220-240V; incl. converter, non dimmable; through wiring connection box, 3-pole or 5-pole, available as an accessory; accessories are listed separately; light source replaceable by an authorized professional; control gear replaceable by an authorized professional;

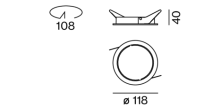
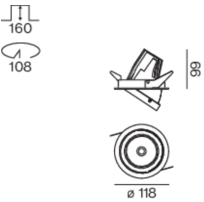
Light distribution



medium 27°

h (m)	E0° (lx)	ø (m)
1	10100	0.49
2	2500	0.97
3	1100	1.46
4	600	1.95
5	400	2.43

Product drawing



General

Ceiling , Recessed

tilt max 45°

rotation 360°

white , RAL9016 ¹

Mounting set traffic white

front IP20 , back IP20

3150 lm

LED

3000 K

CRI ≥ 90

L80 / 50000 h

initial MacAdam ≤ 2 SDCM

R_g: 98 , R_r: 91 , R_{t(1-15)}: 93

MR 0.54

MDER 0.49

Optical

medium

beam angle 27°

P_{stLM} ≤ 1.0 ²

SVM ≤ 0.4 ²

Electrical

non DIM

25.3 W

inset 22.7 W

650 mA

PC2 220-240V

125 lm/W

inset 139 lm/W

Physical

diameter 118 mm

height 99 mm

0.42 kg

Cutout

diameter 108 mm

min. ceiling thickness 2 mm

max. ceiling thickness 25 mm

recessed depth 160 mm

¹ RAL code ² Value of containing product at full load (undimmed)

Installation instructions



Lighting calculator

