

TWIST 100

trim

048-1121118M 048-2796317 002-90780



Project / Type

Notes

Count / Date



General

Ceiling , Recessed

tilt max 45°

rotation 360°

black , RAL9005 ¹

Mounting set traffic white

front IP20 , back IP20

3200 lm

LED

4000 K

CRI ≥ 90

L80 / 50000 h

initial MacAdam ≤ 2 SDCM

R_g: 100 , R_f: 92 , R₍₁₋₁₅₎: 91

MR 0.78

MDER 0.71

Optical

medium

beam angle 27°

P_{stLM} ≤ 1.0 ²

SVM ≤ 0.4 ²

Electrical

non DIM

25.3 W

inset 22.7 W

650 mA

PC2 220-240V

126 lm/W

inset 141 lm/W

Physical

diameter 118 mm

height 99 mm

0.1 kg

Cutout

diameter 108 mm

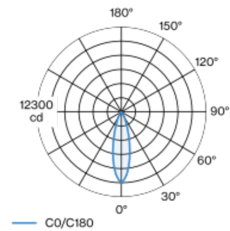
min. ceiling thickness 2 mm

max. ceiling thickness 25 mm

recessed depth 160 mm

¹ RAL code ² Value of containing product at full load (undimmed)

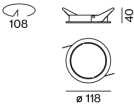
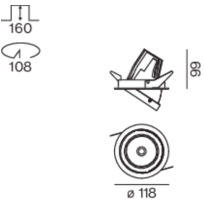
Light distribution



medium 27°

h (m)	E0° (lx)	ø (m)
1	10300	0.49
2	2600	0.97
3	1100	1.46
4	600	1.95
5	400	2.43

Product drawing



Installation instructions



Lighting calculator

