

# BO 45 base surface 1 lamp


049-6330737V



Project / Type \_\_\_\_\_

Notes \_\_\_\_\_

Count / Date \_\_\_\_\_



## General

Ceiling , Track \_\_\_\_\_

tilt max 90° \_\_\_\_\_

rotation 350° \_\_\_\_\_

white , RAL9016 <sup>1</sup> \_\_\_\_\_

IP20 \_\_\_\_\_

346 lm \_\_\_\_\_

## LED

3500 K \_\_\_\_\_

CRI ≥ 90 \_\_\_\_\_

L85 / 50000 h \_\_\_\_\_

initial MacAdam ≤ 3 SDCM \_\_\_\_\_

R<sub>g</sub>: 97 , R<sub>f</sub>: 90 , R<sub>(1-15)</sub>: 87 \_\_\_\_\_

MR 0.68 \_\_\_\_\_

MDER 0.62 \_\_\_\_\_

## Optical

super spot \_\_\_\_\_

beam angle 8° \_\_\_\_\_

PstLM ≤ 1.0 <sup>2</sup> \_\_\_\_\_

SVM ≤ 0.4 <sup>2</sup> \_\_\_\_\_

## Electrical

DALI-2 \_\_\_\_\_

9.2 W \_\_\_\_\_

PC1 220-240V \_\_\_\_\_

38 lm/W \_\_\_\_\_

1 DALI Addr. \_\_\_\_\_

## Physical

length 180 mm \_\_\_\_\_

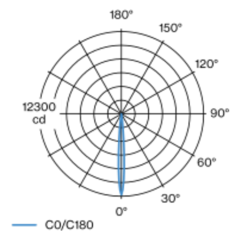
width 55 mm \_\_\_\_\_

height 163 mm \_\_\_\_\_

0.5 kg \_\_\_\_\_

Surface mounted spotlight made of aluminium; 1 lamp; cylindrical spotlight head; surface white powder coated; 350° rotatable and 90° tiltable; surface mounted housing in aluminium incl. converter; mounting plate with pre-assembled converter unit can be pre-mounted; luminaire housing can be attached without tools by interlock; passive cooling of the LEDs through improved heat sink geometry; with high power LED for maximum efficiency; no appearance of multiple shadows; light colour 3500 K; binning initial MacAdam ≤ 3 SDCM; CRI ≥ 90; min. 85% of luminous flux after 50000 operating hours; energy efficient LEDs with high CRI; incl. high quality lens system; precise radiation characteristic with 8° beam; good glare control through recessed light point level; optical attachment available as accessory; accessories are listed separately; degree of protection IP20; PC1 220-240V; incl. DALI-2 converter; flicker-free visual comfort through analogue current control (minimum value 1%); luminaire for through wiring; light source replaceable by an authorized professional; control gear replaceable by an authorized professional;

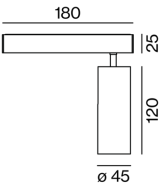
## Light distribution



super spot 8°

h (m)	EO° (lx)	ø (m)
1	12100	0.14
2	3000	0.28
3	1300	0.41
4	800	0.55
5	500	0.69

## Product drawing



<sup>1</sup> RAL code <sup>2</sup> Value of containing product at full load (undimmed)

## Installation instructions



## Lighting calculator



# BO 45 base surface 1 lamp

049-6330737V



Project / Type

Notes

Count / Date

## Maintenance Factors

Operating Time [h]	10 000	20 000	30 000	40 000	50 000
LLMF	0.98	0.95	0.92	0.89	0.86
LSF	1	1	1	1	1
MF	LMF × RSMF × LLMF × LSF		RSMF <sup>a</sup>	Room Surface Maintenance Factor	
MF	Maintenance Factor		LLMF	Lamp Lumens Maintenance Factor	
LMF <sup>a</sup>	Luminaire Maintenance Factor		LSF	Lamp Survival Faktor	

<sup>a</sup> According to "CIE 97, Maintenance of indoor electric lighting systems", 2005, ISBN 3-900-734-34-8. The values must be determined by the planner.

## Circuit Breaker Types

Automatic Circuit Breaker Type	Number of Fixtures
B10	31
B13	48
B16	60
B20	62
B25	78
C10	52
C13	81
C16	85
C20	104
C25	130

## Optical accessories

### HONEYCOMB LOUVER

COLOUR	Ø (MM)	ARTICLE NUMBER(S)
jet black	42	007-1965188



## Optical accessories

### OVAL LENS

Ø (MM)	ARTICLE NUMBER(S)
42	007-1965880



### SOFT LENS

Ø (MM)	ARTICLE NUMBER(S)
42	007-1965980



### WALLWASHER LENS

Ø (MM)	ARTICLE NUMBER(S)
42	007-1965780

