



Project / Type

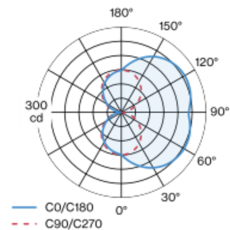
Notes

Count / Date

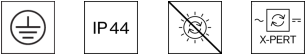
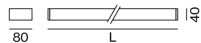


Luminaire housing made of extruded aluminium profile; angular design; no visible screws; surface white powder coated; end cap brushed aluminium; suitable for wall mounting; luminaire profile can be pre-mounted; with three sided light beam; HPO (High Performance Opal) cover for uniform illumination; light colour 4000 K; binning initial MacAdam ≤ 3 SDCM; CRI ≥ 90 ; min. 80% of luminous flux after 50000 operating hours; energy efficient LEDs with high CRI; degree of protection IP44; PC1; 220-240 V; incl. converter, non dimmable; light source not replaceable; control gear replaceable by an authorized professional;

Light distribution



Product drawing



General

Wall , Surface

white , RAL9010 ¹

End cap brushed aluminium

IP44

1480 lm

LED

4000 K

CRI ≥ 90

L80 / 50000 h

initial MacAdam ≤ 3 SDCM

R_g: 98 , R_r: 90 , R_{t(1-15)}: 88

MR 0.76

MDER 0.69

Optical

High Performance Opal

opal (lambertsch)

PstLM ≤ 1.0 ²

SVM ≤ 0.4 ²

Electrical

non DIM

220-240 V

system 13.1 W

PC1

system 113 lm/W³

Physical

length 600 mm

width 80 mm

height 40 mm

1 kg

¹ RAL code ² Value of containing product at full load (undimmed)
³ incl. optical losses and the efficiency of the operating device (converter)

Installation instructions





Project / Type

Notes

Count / Date

Maintenance Factors

Operating Time [h]	10 000	20 000	30 000	40 000	50 000
LLMF	0.96	0.92	0.87	0.83	0.8
LSF	1	1	1	1	1

MF

LMF × RSMF × LLMF × LSF

MF

Maintenance Factor

LMF^a

Luminaire Maintenance Factor

RSMF^a

Room Surface Maintenance Factor

LLMF

Lamp Lumens Maintenance Factor

LSF

Lamp Survival Faktor

^a According to "CIE 97, Maintenance of indoor electric lighting systems", 2005, ISBN 3-900-734-34-8. The values must be determined by the planner.

Circuit Breaker Types

Automatic Circuit Breaker Type	Number of Fixtures
B10	23
B13	29
B16	37
B20	46
B25	57
C10	38
C13	49
C16	62
C20	76
C25	96