

VARO 80 S

track
180-6424017S



Project / Type _____

Notes _____

Count / Date _____



General

Ceiling , Track _____

tilt max 90° _____

rotation 355° _____

white , RAL9016 ¹ _____

IP20 _____

1880 lm _____

LED

3000 K _____

CRI ≥ 90 _____

L80 / 50000 h _____

initial MacAdam ≤ 2 SDCM _____

R_g: 98 , R_f: 91 , R₍₁₋₁₅₎: 93 _____

MR 0.54 _____

MDER 0.49 _____

Optical

spot _____

beam angle 20° _____

PstLM ≤ 1.0 ² _____

SVM ≤ 0.4 ² _____

Track light made of die-cast aluminium; surface white powder coated; 355° rotatable and 90° tiltable; integrated converter in the plastic adapter; passive cooling of the LEDs through improved heat sink geometry; with COB (Chip on Board) technology for maximum efficiency; no appearance of multiple shadows; light colour 3000 K; binning initial MacAdam ≤ 2 SDCM; CRI ≥ 90; min. 80% of luminous flux after 50000 operating hours; energy efficient LEDs with high CRI; including high quality aluminium reflector with spherical reflector; high gloss anodised; neutral colour reflection through absolute freedom from interference colour; for brilliant object staging; precise radiation characteristic with 20° beam; installed and exchanged without tools; optical attachments available as accessories; optical attachments can be combined; accessories are listed separately; degree of protection IP20; PC2 220-240V; incl. converter, non dimmable; adapter for toolless insertion or movement on a variety of 3-phase power tracks; light source replaceable by an authorized professional; control gear replaceable by an authorized professional;

Electrical

non DIM _____

system 13.0 W _____

PC2 220-240V _____

system 145 lm/W³ _____

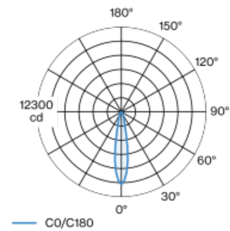
Physical

diameter 87 mm _____

height 80 mm _____

0.47 kg _____

Light distribution



spot 20°


h (m)	E0° (lx)	ø (m)
1	10500	0.34
2	2600	0.69
3	1200	1.03
4	700	1.38
5	400	1.72

Product drawing




¹ RAL code ² Value of containing product at full load (undimmed)
³ incl. optical losses and the efficiency of the operating device (converter)

Installation instructions



Lighting calculator





VARO 80 S

track
180-6424017S



Project / Type

Notes

Count / Date

Maintenance Factors

Operating Time [h]	10 000	20 000	30 000	40 000	50 000
LLMF	0.977	0.94	0.905	0.871	0.838
LSF	1	1	1	1	1
MF	LMF × RSMF × LLMF × LSF		RSMF ^a	Room Surface Maintenance Factor	
MF	Maintenance Factor		LLMF	Lamp Lumens Maintenance Factor	
LMF ^a	Luminaire Maintenance Factor		LSF	Lamp Survival Faktor	

^a According to "CIE 97, Maintenance of indoor electric lighting systems", 2005, ISBN 3-900-734-34-8. The values must be determined by the planner.

Circuit Breaker Types

Automatic Circuit Breaker Type	Number of Fixtures
B16	27
C16	44

Optical accessories

HONEYCOMB LOUVER

Ø (MM)
75

ARTICLE NUMBER(S)
080-6401118



Optical accessories

LINEAR PRISMATIC LENS

Ø (MM)
75

ARTICLE NUMBER(S)
080-6402110P



Optical accessories

SNOOT

TYPE	Ø (MM)	ARTICLE NUMBER(S)
short	66	080-6403118
medium	66	080-6403218
angle	66	080-6403318

